

AGENDA

BAY ARENAC BEHAVIORAL HEALTH
BOARD OF DIRECTORS
FACILITIES & SAFETY COMMITTEE MEETING

Monday, April 8, 2024 at 5:00 pm


William B. Cammin Clinic, Bay Room, 1010 N. Madison Avenue, Bay City, MI 48708

Committee Members:	Present	Excused	Absent	Committee Members:	Present	Excused	Absent	Others Present:
Jerome Crete	_____	_____	_____	Sally Mrozinski	_____	_____	_____	BABH: Marci Rozek, Chris Pinter,
Chris Girard	_____	_____	_____	Robert Pawlak	_____	_____	_____	Eric Strode, and Sara McRae
				Richard Byrne, Ex Off	_____	_____	_____	Legend: M-Motion; S-Support;
								MA-Motion Adopted; AB-
								Abstained


	Agenda Item	Discussion	Motion/Action
1.	Call To Order & Roll Call		
2.	Public Input (Maximum of 3 Minutes)		
3.	Unfinished Business 3.1) None		
4.	New Business 4.1) Facilities Update 4.2) Updated Hazard Vulnerability Assessments		4.1) No action necessary 4.2) No action necessary
5.	Adjournment	M -	S -
			pm
			MA











Bay-Arenac Behavioral Health

Emergency Management

Hazards - Madison
Hazard and Vulnerability Assessment Tool
Naturally Occurring Events

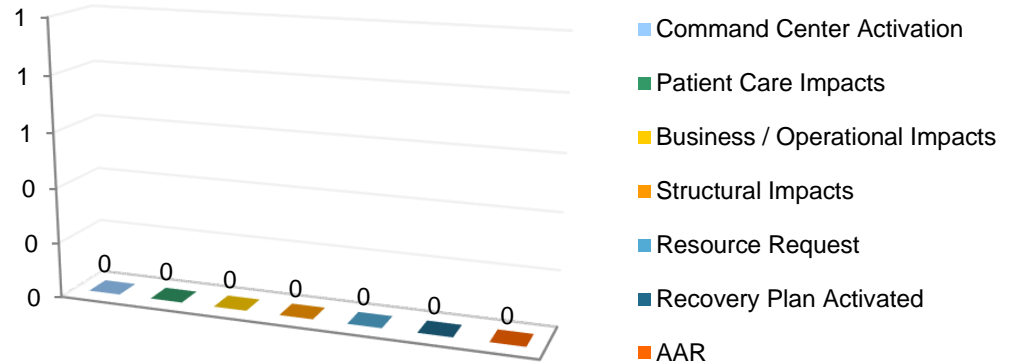
Event	PROBABILITY Likelihood this will occur	ALERTS Number of Alerts/Instances	ACTIVATIONS Number of Activations	SEVERITY = (MAGNITUDE - MITIGATION)						RISK * Relative threat
				HUMAN IMPACT Possibility of death or injury	PROPERTY IMPACT Physical losses and damages	BUSINESS IMPACT Interruption of services	PREPARED-NESS Preplanning	INTERNAL RESPONSE Time, effectiveness, resources	EXTERNAL RESPONSE Community/Mutual Aid staff and supplies	
				0 = N/A 1 = Low 2 = Moderate 3 = High	0 = N/A 1 = Low 2 = Moderate 3 = High	0 = N/A 1 = Low 2 = Moderate 3 = High	0 = N/A 1 = High 2 = Moderate 3 = Low	0 = N/A 1 = High 2 = Moderate 3 = Low	0 = N/A 1 = High 2 = Moderate 3 = Low	
SCORE	0 = N/A 1 = Low 2 = Moderate 3 = High	Number of Alerts/Instances	Number of Activations	0 = N/A 1 = Low 2 = Moderate 3 = High	0 = N/A 1 = Low 2 = Moderate 3 = High	0 = N/A 1 = Low 2 = Moderate 3 = High	0 = N/A 1 = High 2 = Moderate 3 = Low	0 = N/A 1 = High 2 = Moderate 3 = Low	0 = N/A 1 = High 2 = Moderate 3 = Low	0 - 100%
Active Shooter	1	0	0	3	2	3	1	1	1	12%
Acts of Intent	0	0	0	0	0	0	0	0	0	0%
Bomb Threat	1	0	0	1	0	2	1	1	1	7%
Building Move	2	0	0	0	1	1	1	1	1	11%
Chemical Exposure, External	1	0	0	1	1	1	1	1	1	7%
Civil Unrest	1	0	0	1	1	1	1	1	1	7%
Communication / Telephony Failure	2	0	0	0	0	2	1	1	1	11%
Dam Failure	1	1	0	2	1	1	1	1	1	13%
Drought	1	0	0	1	0	0	0	0	0	1%
Earthquake	1	0	0	1	0	0	0	0	0	1%
Epidemic	3	1	1	2	1	2	1	1	1	32%
Evacuation	1	0	0	1	1	2	1	1	1	8%
Explosion	1	0	0	1	1	2	1	1	1	8%
External Flood	2	2	0	1	1	2	1	1	1	22%
Fire	1	0	0	1	2	2	1	1	1	9%
Flood	1	0	0	1	2	2	1	1	1	9%
Forensic Admission	0	0	0	0	0	0	0	0	0	0%
Gas / Emissions Leak	1	0	0	1	1	2	1	1	1	8%
Generator Failure	0	0	0	0	0	0	0	0	0	0%
Hazmat Incident	1	0	0	1	1	1	3	3	3	13%
Hazmat Incident with Mass Casualties	1	0	0	3	1	3	2	2	1	13%
Hostage Situation	1	0	0	1	0	2	1	1	1	7%
Hurricane	0	0	0	0	0	0	0	0	0	0%
HVAC Failure	2	2	0	0	1	1	1	1	1	16%
Inclement Weather	1	1	0	1	1	3	1	1	1	15%
Infectious Disease Outbreak	3	3	1	1	0	1	1	1	1	22%
Internal Fire	1	0	0	1	2	2	1	1	1	9%
Internal Flood	1	0	0	1	2	2	1	1	1	9%
IT System Outage	1	1	0	0	0	2	1	1	1	9%
Landslide	0	0	0	0	0	0	0	0	0	0%
Large Internal Spill	0	0	0	0	0	0	0	0	0	0%
Mass Casualty Incident	1	0	0	3	1	3	1	1	1	11%
Natural Gas Disruption	1	0	0	0	1	1	1	1	1	6%
Natural Gas Failure	1	0	0	1	2	2	1	1	1	9%
Other	0	0	0	0	0	0	0	0	0	0%
Other Utility Failure	1	0	0	0	1	1	1	1	1	6%
Pandemic	3	1	1	2	0	2	1	1	1	28%
Patient Surge	0	0	0	0	0	0	0	0	0	0%
Picketing	0	0	0	0	0	0	0	0	0	0%
Planned Power Outages	1	0	0	0	0	1	1	1	1	4%
Power Outage	1	0	0	1	1	2	1	1	1	8%
Radiation Exposure	0	0	0	0	0	0	0	0	0	0%
Seasonal Influenza	2	0	0	1	0	2	1	1	1	13%
Sewer Failure	1	0	0	0	3	2	1	1	1	9%
Shelter in Place	1	1	1	0	0	1	1	1	1	10%
Strikes / Labor Action / Work Stoppage	0	0	0	0	0	0	0	0	0	0%
Suicide	1	0	0	3	1	3	1	1	1	11%
Supply Chain Shortage / Failure	2	0	0	0	0	1	2	1	1	11%
Suspicious Odor	1	0	0	1	1	1	1	1	1	7%
Suspicious Package / Substance	1	0	1	1	1	1	1	1	1	11%
Temperature Extremes	1	0	0	1	0	2	1	1	1	7%
Tornado	1	0	0	2	2	2	1	1	1	10%
Transportation Failure	1	1	1	0	0	2	1	1	1	12%
Trauma	2	0	0	1	1	2	1	1	1	16%
Tsunami	0	0	0	0	0	0	0	0	0	0%
VIP Situation	0	0	0	0	0	0	0	0	0	0%
Water Contamination	1	0	0	2	2	3	1	1	1	11%
Water Disruption	1	0	0	0	0	2	1	1	1	6%
Weapon	2	0	0	3	1	3	1	1	1	22%
Workplace Violence / Threat	2	0	0	2	1	3	1	1	1	20%
Zombies	0	0	0	0	0	0	0	0	0	0%

Bay-Arenac Behavioral Health

Emergency Management

Summary For - Madison

ALERT TYPE	OCCURRENCE
Command Center Activation	0
Patient Care Impacts	0
Business / Operational Impacts	0
Structural Impacts	0
Resource Request	0
Recovery Plan Activated	0
AAR	0
Total Alert	0



6/13/2022

TOP 10 HVA	RANK	OCCURRENCE
Epidemic	1	0
Pandemic	2	0
External Flood	3	0
Weapon	4	0
Infectious Disease Outbreak	5	0
Workplace Violence / Threat	6	0
HVAC Failure	7	0
Trauma	8	0
Inclement Weather	9	0
Hazmat Incident	10	0

6/13/2022

TOP 10 ACTUAL ALERTS	OCCURRENCE	HVA RANK
	0	