

AGENDA

BAY ARENAC BEHAVIORAL HEALTH BOARD OF DIRECTORS AUDIT COMMITTEE MEETING

Monday, January 13, 2025 at 5:00 pm

Room 225, Behavioral Health Center, 201 Mulholland Street, Bay City, MI 48708

Committee Members:	Present	Excused	Absent	Committee Members:	Present	Excused	Absent	Others Present:
Pat McFarland, Ex Off, Ch	_____	_____	_____	Sally Mrozinski	_____	_____	_____	BABH: Marci Rozek, Michelle Perry,
Robert Pawlak, Ex Off, V Ch	_____	_____	_____	Vacant	_____	_____	_____	Eric Strode, and Sara McRae
Tim Banaszak	_____	_____	_____	Richard Byrne, Ex Off	_____	_____	_____	
Jerome Crete	_____	_____	_____					Legend: M-Motion; S-Support; MA-
								Motion Adopted; AB-Abstained

	Agenda Item	Discussion	Motion/Action
1.	Call To Order & Roll Call		
2.	Public Input (Maximum of 3 Minutes)		
3.	Unfinished Business 3.1) None		
4.	New Business 4.1) 2024 Bridge Toll Fees 4.2) Legal Expenses 4.3) Selection of Disbursements & Health Care Claims from Summary Report 4.4) Financial Statements for Period Ending December 31, 2024		4.1) No action necessary 4.2) No action necessary 4.3) No action necessary 4.4) Consideration of motion to refer the Financial Statements for period ending December 31, 2024 to the full Board for approval

AGENDA

BAY ARENAC BEHAVIORAL HEALTH BOARD OF DIRECTORS AUDIT COMMITTEE MEETING

Monday, January 13, 2025 at 5:00 pm

Room 225, Behavioral Health Center, 201 Mulholland Street, Bay City, MI 48708

Page 2 of 2

	4.5) Electronic Fund Transfers (EFTs) for Period Ending December 31, 2024 4.6) Review of Selected Disbursements & Health Care Claims Chosen from Summary Report by CFO 4.7) Consideration of Approval of Disbursements & Health Care Claims Totals		4.5) Consideration of motion to refer the EFTs for period ending December 31, 2024 to the full Board for approval 4.6) No action necessary 4.7) Consideration of motion to refer the disbursements and health care payments from December 20, 2024 through January 17, 2025
5.	Adjournment	M -	S - pm MA

BABH Agency Vehicle Bridge Tolls

Month	2023		2024	
	<u>Toll Crossings**</u>	<u>Toll Charges Incurred*</u>	<u>Toll Crossings</u>	<u>Toll Charges Incurred*</u>
January			244	\$ 526.00
February			376	\$ 830.00
March			410	\$ 876.00
April			412	\$ 892.00
May			308	\$ 642.00
June	88	\$ 8.00	254	\$ 544.00
July	170	\$ 16.00	326	\$ 674.00
August	206	\$ 4.00	263	\$ 558.00
September	225	\$ 4.00	224	\$ 484.00
October	250	\$ 22.00	389	\$ 896.00
November	210	\$ 22.00	268	\$ 602.00
December	210	\$ 110.00	237	\$ 524.00
Since Inception	1,359	\$ 186.00	3,711	\$ 8,048.00
# of Agency Vehicles	36		36	
Average # of crossings/month			309	
Reimbursement to BABH staff for agency related travel with personal vehicle			\$183.00	

*Charge amounts are \$2/car, \$4/van

**Bay City Bridge Partners did not bill correctly during 2023 for the # of crossings. This was corrected in 2024.

<u>Pre-Payments</u>	<u>Amount</u>
September 30, 2023	\$ 100
February 15, 2024	\$ 1,500
May 13, 2024	\$ 3,000
June 27, 2024	\$ 2,500
November 1, 2024	\$ 3,000
Total Payments to Date	\$ 10,100.00

Bay-Arenac Behavioral Health - Disbursements:

SPECIAL CHECK REQUESTS:

100687	Arenac Public Transit Authority	\$	184.50	BUS TICKETS
E07051	Badour, Ashley	\$	541.00	REIMBURSEMENT FOR LIABILITY INSURANCE
100689	BOB'S TOWING SERVICE	\$	70.00	TOWING SERVICES
100690	CARF INTERNATIONAL	\$	18,360.00	SURVEY FEE
100691	CHARTER MULHOLLAND	\$	154.98	INTERNET
100692	Charter - Huron Rd	\$	104.99	INTERNET
100693	COHL, STOKER & TOSKEY, P.C.	\$	540.00	LEGAL SERVICES
100694	Consumers Energy	\$	491.70	UTILITIES-GAS
E07052	GoTo Technologies USA, Inc.	\$	112.31	VIRTUAL/ONLINE MEETING AND AUDIO SERVICE
E07053	HAMPTON AUTO REPAIR	\$	100.92	OILE CHANGE AND WIPER BLADES
100698	HUGO'S LOCKSMITHING & KEYS INC	\$	19.80	KEYS FOR OFFICES
100699	MEDICARE PLUS BLUE PPO	\$	22,049.56	RETIREEES HEALTH INSURANCE
100700	PITNEY BOWES - MADISON	\$	91.29	RED INK
100701	PITNEY BOWES NORTH BAY	\$	132.78	TAPE STRIPS
E07054	PRO-SCAPE, INC.	\$	374.00	FALL CLEAN UP
100702	RESERVE ACCOUNT	\$	200.00	POSTAGE
100688	BLAIR, JUSTEEN CUSTODIAN	\$	201.83	PETTY CASH REIMBURSEMENT
E07055	V.O.I.C.E., INC.	\$	170.10	INTERPRETER SERVICES

Subtotal special checks 12/20/2024

\$ 43,899.76

100707	Applied Innovation	\$	52.50	COPIER MAINTENANCE
100708	AT&T	\$	12.00	White pages listing
100709	CHARTER MADISON	\$	498.04	INTERNET AND PHONE
100710	Charter Harold St	\$	114.99	INTERNET
100711	Charter 14th Street	\$	114.99	INTERNET
100712	PITNEY BOWES WIRT	\$	180.74	POSTAGE MACHINE
100713	RICOH USA INC	\$	64.76	COPY MAINTENANCE
100715	Smart Source, LLC	\$	392.40	APOINTMENT CARDS FOR MADISON CLINIC
E07082	STAPLES	\$	809.45	JANITORAL & OFC SUPPLIES-PRIOR MONTH INV
100714	RURAL WISCONSIN HEALTH COOP	\$	891.56	CREDENTIALING SERVICES
100716	ULINE	\$	407.89	2 HEAVY DUTY RUGS
100717	VERIZON WIRELESS	\$	575.91	WIRELESS SERVICES
100718	Walgreen Co	\$	2,922.29	JAIL MEDS/OTHER MEDS
E07083	Yeo & Yeo Technology	\$	262.50	REMOTE SUPPORT

100719	Bay County Dept of water/sewer	\$	824.42	WATER/SEWER
Subtotal special checks 12/27/2024		\$	8,124.44	
100723	CHARTER WIRT	\$	235.80	INTERNET AND VOICE
100724	CHARTER ROSE	\$	389.37	TV, INTERNET, AND VOICE
100725	City of Auburn Utilities	\$	1,108.72	WATER & SEWER
100726	Consumers Energy	\$	48.99	ELECTRIC- BARN
	Consumers Energy	\$	472.98	ELECTRIC AND GAS
	Consumers Energy	\$	1,322.00	ELECTRIC
	Consumers Energy	\$	650.00	GAS
	Consumers Energy	\$	840.00	ELECTRIC AND GAS
E07099	J.E.JOHNSON CONTRACTING, INC.	\$	520.00	BOILER NOT PROVIDING HEAT TO SOME REGISTERS
100728	MENARDS	\$	538.64	REPAIRS AND SUPPLIES
100730	ORKIN EXTERMINATING CO, INC.	\$	92.00	PEST CONTROL
100731	PITNEY BOWES - ARENAC	\$	222.81	POSTAGE MACHINE
100732	PITNEY BOWES - MADISON	\$	180.81	POSTAGE MACHINE
E07100	MODUFORM	\$	1,498.49	ARM CHAIR

Subtotal special checks 01/03/2025 **\$ 8,120.61**

E07130	BAY CITY CRU	\$	295,374.00	PROFESSIONAL MEDICAL SERVICES
100739	BROWN & BROWN	\$	13,839.99	RENEWAL OF SERVICE AGREEMENT
100740	CHARTER HORIZON	\$	385.52	TV, INTERNET AND VOICE
100741	CHARTER ARENAC	\$	209.96	INTERNET AND VOICE
100742	Consumers Energy	\$	630.76	ELECTRIC AND GAS
	Consumers Energy	\$	575.90	ELECTRIC AND GAS
100743	ELBEN, SUSAN	\$	1,125.00	3 DAY CISM TRAINING CRISIS RESPONSE
E07131	McCoy Heating and Cooling	\$	932.50	WINTER SERVICE/INSPECTION
100744	State of Michigan	\$	180.00	MiDEAL PURCHASING PROGRAM
E07132	TELNET WORLDWIDE, INC.	\$	1,536.42	PHONE SERVICE
100745	ULLIANCE, INC.	\$	7,500.00	LIFE ADVISOR EMPLOYEE ASSISTANCE PROGRAM
100746	VERIZON WIRELESS	\$	10,346.89	WIRELESS SERVICES

Subtotal special checks 01/10/2025 **\$ 332,636.94**

Total - weekly/special checks **\$ 392,781.75**

CREDIT CARD PURCHASES:

Payee	Amount Paid	Description
KROGER #635	\$ 778.55	GROCERIES
MEIJER STORE #048	\$ 174.65	SUPPLIES
KROGER #635	\$ 703.66	GROCERIES
MEIJER STORE #187	\$ 243.73	SUPPLIES
KROGER #635	\$ 633.38	GROCERIES
KROGER #635	\$ 301.51	GROCERIES
KROGER #635	\$ 91.76	GROCERIES
ALDI 67058	\$ 172.72	GROCERIES
KROGER #635	\$ 170.17	GROCERIES
KROGER #635	\$ 337.94	GROCERIES
ALDI 67058	\$ 208.93	GROCERIES
MEIJER STORE #187	\$ 204.33	SUPPLIES
MEIJER STORE #048	\$ 43.96	SUPPLIES
KROGER #424	\$ 170.54	GROCERIES
USPS PO 2504300901	\$ 14.60	POSTAL STAMPS
MEIJER STORE #048	\$ 104.95	SUPPLIES
KROGER #424	\$ 142.08	GROCERIES
MEIJER STORE #108	\$ 45.49	SUPPLIES
KROGER #277	\$ 208.11	GROCERIES
MEIJER STORE #048	\$ 39.97	SUPPLIES
KROGER #424	\$ 140.46	GROCERIES
MICROSOFT#G070183293	\$ 4.83	AZURE SUBSCRIPTION
AMAZON MKTPL ZR3412TZ1	\$ 15.97	LOCK WITH KEYS
ADOBE INC.	\$ 19.99	Acrobat subscription
MICHIGAN DISABILITY RI	\$ 50.00	AMY MUSSELMAN REGISTRATION-CERTIFICATION
SUICIDERESOURCENET	\$ 75.00	SUICIDE ASIST TRAINING
ADOBE ADOBE	\$ 21.19	Acrobat subscription
AMAZON MKTPL Z12YO2Q72	\$ 196.00	LAPTOP DOCKING STATIONS
ADOBE ADOBE	\$ 19.99	Acrobat subscription
NPDB NPDB.HRSA.GOV	\$ 2.50	enrollment query
AMZN MKTP US Z19GO05P1	\$ 31.42	DESK KEY AND REPLACEMENT KEYS
AMAZON MKTPL Z12YQ8DP1	\$ 15.98	PHONE CASE
AMERICAN RED CROSS	\$ 190.00	class fee
AMERICAN RED CROSS	\$ 190.00	class fee
AMAZON MKTPL Z991N6XW0	\$ 15.88	NEW REMOTE
AMAZON MKTPL Z90FU6SR0	\$ 39.98	WHITE NOISE MACHINE
AMAZON MKTPL Z915S9T61	\$ 24.87	PHONE CASE FOR GALAXY S23
AMAZON MKTPL ZE8DA8PS2	\$ 18.94	REPLACEMENT BATTERY FOR HEADSET

SAGE SOFTWARE INC	\$	768.00	Sage 100 software
INTUIT TSHEETS	\$	314.00	QUARTERLY QUICKBOOKS SUBSCRIPTION FEE
ADOBE ADOBE	\$	13.77	Acrobat subscription
STATE OF MICHIGAN OCAL	\$	150.00	LICENSING RENEWAL
AMAZON MKTPL ZD7TU32C2	\$	29.75	ACT INTAKE PACKETS
AMAZON MKTPL ZP2XS5QP1	\$	36.99	TABLE PROTECTOR
AMZN MKTP US ZD7H68Y22	\$	43.14	WINDOW LOCKS
NPDB NPDB.HRSA.GOV	\$	2.50	enrollment query
NPDB NPDB.HRSA.GOV	\$	2.50	enrollment query

Total Credit Card Purchases

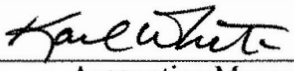
\$	7,224.68
----	-----------------

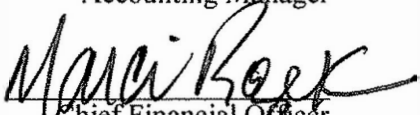
						Healthcare Claims Summary	
Check Dates	12/20/2024	12/27/2024	1/3/2024	1/10/2024	Totals		
44NOR 44 NORTH						-	
5015 Michigan BH JV LLC						-	
5019 CMH for Clinton-Eaton						-	
5020 Calhoun County CMH Authority						-	
5037 CMH for Central Michigan						-	
5044 Lapeer County CMH						-	
5057 Mid-State HealthNetwork						-	
5059 Montcalm Care Network						-	
5063 Network 180						-	
5065 Ausable Valley CM						-	
5070 CMH of Ottawa County						-	
5073 Saginaw County CMH						-	
5079 Tuscola Behaviora Health						-	
5090 Turning Leaf Behavioral Health						-	
5111 Augres Care Center, Inc				3,842.14		3,842.14	
5120 Starfish Family Service						-	
5125 New Oakland Family Center						-	
5130 Flatrock Manor - Burton East						-	
5167 Safehaus, Inc						-	
5171 Havenwyck Hospital	36,668.19	1,937.00		34,787.77		73,392.96	
5181 Lighthouse, Inc.	68,449.05		126.00			68,575.05	
5230 Hope Network Behavioral		299.01				299.01	
5235 Hope Network West MI						-	
5240 New Hope Southeast						-	
5260 Hope Network New Passages						-	
5261 Beacon Specialized Living				20,801.00		20,801.00	
5270 Lucia House						-	
5272 Fitzhugh House, LLC		23,249.49		11,864.40		35,113.89	
5275 Owen's AFC						-	
5283 Arnold Center, Inc.				6,822.44		6,822.44	
5284 Rose Hill Center						-	
5290 Alternative Services						-	
5340 Mid-Michigan Specialized Residential LLC				17,213.68		17,213.68	
5310 Bay Human Services	105,801.44	64,847.84	341.58	170,944.72		341,935.58	
5360 Michigan Community Serv		880.67		30,557.80		31,438.47	
5390 Central State Community Serv		71.07		35,064.74		35,135.81	
5410 Valley Residential Services						-	
5430 Whaley Residential						-	
5450 Liberty Living, Inc.	44,391.87	32,665.77	32,338.63	31,498.18		140,894.45	
5465 Superior Care of Michigan LLC				8,574.60		8,574.60	
5470 Pal's Place						-	
5472 Closer to Home, LLC				19,315.48		19,315.48	
5475 North Shores Center LLC	1,324.20					1,324.20	
5480 Disability Network		14,352.67				14,352.67	
5486 Phillips - Lifeline						-	
5495 Samantas	28,543.64					28,543.64	
5502 Munson Medical Center						-	
5507 Ascension Providence Hospital						-	
5505 St. Mary's of MI Guardian angel...						-	
5510 Healthsource Saginaw	55,080.00	27,000.00	6,480.00	54,000.00		142,560.00	
5511 McLaren Bay Region	18,081.00	65,268.00	5,162.00			88,511.00	
5512 McLaren Regional Medical Ctr						-	
5515 McLaren Oakland						-	
5517 McLaren Greater Lansing						-	
5521 MidMichigan Regional Med Ctr						-	
5523 NeuroPsychiatricHosp of Indianoplis						-	
5525 Pine Rest Christian Hospital	54,567.00					54,567.00	
5526 My Michigan Medical Center Alma		8,566.96				8,566.96	
5527 Hurley Medical Centere						-	
5529 Forest View Hospital		3,700.00				3,700.00	
5531 Owosso Memorial Health						-	
5532 Sparrow Hospital/St. Lawrence						-	
5534 St Mary Mercy Hospital						-	
5535 St Mary's Medical Center						-	
5537 McLaren Pt Huron Hospital						-	
5539 Cedar Creek Hospital	435.73					435.73	
5554 Henry Ford Kingswood Hospital						-	
5555 Lapeer Regional Hospital						-	
5556 PHC of Michigan - Harbor Oaks	8,500.00					8,500.00	
5557 Alpena General Hospital						-	
5559 U of M Hospital						-	
5562 ProMedica Monroe Regional Hosp						-	
5567 BCA Stonecrest Center						-	
5569 War Meml Hosp Behavioral Health						-	
5570 Monah Incorporated						-	
5571 Behavioral Center of MI						-	
5580 Doctors Behavioral Hopital LLC						-	
5582 Neurobehavioral Hospital, LLC						-	
5584 RiverCrest Specialty Hospital, LLC						-	
5602 MPA Group NFP, Ltd	30,013.79	43,016.72		19,887.54		92,918.05	
5604 List Psychological Services	2,487.79	1,529.24				4,017.03	
5610 Apex Psychological & Behavioral	1,710.00		617.50	475.00		2,802.50	
5615 Saginaw Psychological Services	25,508.62	22,004.98	23,179.93	12,460.07		83,153.60	
5619 Northeastern Michigan CMH						-	
5628 Genesee Health System						-	

	Check Dates	12/20/2024	12/27/2024	1/3/2024	1/10/2024	Totals
5629 Training & Treatment Inc						-
5634 North Country CMH						-
5645 Paramount Rehabilitation		35,929.68	13,186.85	4,085.44	13,669.66	66,871.63
5650 Oakland Family Services						-
5690 MBPA						-
5702 Arenac Opportunities, Inc			14,886.28	14,079.63	29,846.98	58,812.89
5703 Do-All Inc		23,096.41	6,180.07	6,752.84	2,796.13	38,825.45
5704 New Dimensions		21,312.03				21,312.03
5705 Touchstone services		6,801.60			18,753.92	25,555.52
5707 Winningham, Linda Jo		1,808.00	182.00	707.00	85.00	2,782.00
5709 Nutrition for Wellness			978.50	490.70	887.20	2,356.40
5710 Raphael, Ann Marie						-
5717 Kadima Jewish Support Svc						-
5719 Wilson, Stuart T		81,036.37	96,429.50	69,886.19	83,115.67	330,467.73
5720 Consumer Direct Michigan, LLC						-
5724 Chores R Us, Inc						-
5725 Christian Home Svcs, Inc						-
5726 MidMichigan Home Care						-
5729 CareBuilders at Home, LLC		20,545.53	730.13	14,812.25	32,291.43	68,379.34
5730 Brooklier, Kara						-
5731 Autism Systems LLC		6,795.47				6,795.47
5735 Affordable Nursing						-
5736 Centria Healthcare LLC		49,298.81	31,772.40		88,134.91	169,206.12
5737 Reder, Joyce						-
5738 Autism Centers of Michigan						-
5739 ABA Pathways, LLC						-
5741 North Shore Health Services						-
5742 Helping Hand Nursing Services						-
5745 Personal Assistance Options, Inc.		79,502.18	270.19		26.08	79,798.45
5750 Children's Therapy						-
5752 Easter Seals - Michigan						-
5753 Flourish Services LLL		32,680.21		27,402.69		60,082.90
5755 Game Changer Pediatric Therapy Services		57,687.91	53,996.39	56,633.31	23,866.69	191,984.30
5757 Spectrum Autism Center		31,027.89	33,123.37	15,313.37	11,821.22	91,285.85
5760 Encompass Therapy Center		77,999.45	41,967.89	16,558.77	53,895.50	190,421.61
5762 TRAC Therapy Research Autism Center						-
5765 Acorn Health of Michigan		81.72				81.72
5770 Mercy Plus Healthcare		90.00	57,896.51		80,506.25	138,492.76
5771 Positive Behavior Supports Coordination					7,550.60	7,550.60
5777 Arc of Bay County						-
5802 Saginaw Medical Services, Inc.						-
5950 DBT Institute of Michigan					27,600.00	27,600.00
5952 Healthy Transitions LLC						-
5954 Autism and Neurodiversity Services LLC						-
5955 Healing with Heart						-
5958 Westwood Specialized Residential					35,890.56	35,890.56
5959 Serenity House Residential Care Services					16,430.00	16,430.00
5960 McLaren Health Management Group			347.94			347.94
Anderson Pharmacy						-
Bay City Academy						-
Bay Human Services						-
Blue Care Network						-
Camp Fish Tales						-
Catholic Family Services						-
Disability Services Resource Ctr						-
DOW Bay Area Family Y						-
G.S. Camp Linden						-
Humana Healthcare						-
Huron Behavioral Health						-
Maplewood Pharmacy						-
McLaren LTC Pharmacy						-
McLaren Pharmacy Services						-
McLaren Medicaid						-
MDRC						-
Medicare						-
Medicare Part B						-
Meridian Health Plan						-
Mid-Michigan Children's						-
Molina Healthcare of MI						-
Network 180						-
Northern Lakes CMH						-
Recovery Pathways, LLC						-
Saginaw YMCA						-
Samantas						-
Southside Pharmacy						-
Springs Ministries						-
State of Michigan inpatient						-
State of Michigan Dept of Comm Hlth						-
Thomas, Linda						-
United Healthcare Community Plan						-
Walgreens Company						-
YMCA Camp Timbers						-
YWCA Camp Meadows						-
YWCA Camp Open Fields						-
Totals		1,007,255.58	661,337.44	294,967.83	1,005,077.36	2,968,638.21

**Bay-Arenac Behavioral Health
Financial Statements
For Period Ending 12/31/2024**

Certified for Accuracy


Accounting Manager


Chief Financial Officer

Bay-Arenac Behavioral Health Statement of Net Assets

Bay-Arenac Behavioral Health Consolidated Income Statement:

By Month to Date

By Year to Date

Bay-Arenac Behavioral Health Reconciliation of Fund Balance:

Bay-Arenac Behavioral Health Reconciliation of Unreserved Fund Balance:

Bay-Arenac Behavioral Health Fund Balance Summary:

Bay-Arenac Behavioral Health Cash Flow Statement

Bay-Arenac Behavioral Health Projected Cash Flows

**Bay Arenac Behavioral Health
Statement of Net Assets**

Column Identifiers		
A	B	C

		<u>Dec 31, 2024</u>	<u>Sept 30, 2024</u>	
1	ASSETS			
2	<u>Current Assets</u>			
3	Cash and cash equivalents	\$6,802,912.17	\$4,894,930.68	
4	Consumer and insurance receivables	269,507.52	192,843.18	
5	Due from other governmental units	4,359,708.89	7,094,667.58	
6	Contract and other receivables	289,530.12	288,615.57	
7	Interest receivable	0.00	0.00	
8	Prepaid items	603,241.76	444,849.69	
9	Total Current Assets	12,324,900.46	12,915,906.70	(3+4+5+6+7+8)
10	Noncurrent Assets			
11	<u>Cash and cash Equivalents - restricted</u>			
12	Restricted for compensated absences	1,519,938.61	1,514,776.32	
13	Restricted temporarily - other	115,418.93	111,510.10	
14	Cash and Cash Equivalents - restricted	1,635,357.54	1,626,286.42	(12+13)
15	<u>Capital Assets</u>			
16	Capital assets - land	424,500.00	424,500.00	
17	Capital assets - depreciable, net	6,368,374.54	6,368,374.54	
18	Capital assets - construction in progress	-	-	
19	GASB 87 Right to Use Bldg	2,272,819.47	2,272,819.47	
20	GASB 87 Accum Depr, Lease Amortization	(613,824.99)	(613,824.99)	
21	Accumulated depreciation	(4,149,565.58)	(4,103,871.94)	
22	Capital Asset, net	4,302,303.44	4,347,997.08	(16+17+18+19+20+21)
23	Total Noncurrent Assets	5,937,660.98	5,974,283.50	(14+22)
24	TOTAL ASSETS	18,262,561.44	18,890,190.20	(9+23)
25	LIABILITIES			
26	<u>Current Liabilities</u>			
27	Accounts payable	0.00	3,852,625.64	
28	Accrued wages and payroll related liabilities	491,055.46	275,406.50	
29	Other accrued liabilities	4,753,200.01	1,360,069.00	
30	Due to other governmental units	256,379.00	243,583.00	
31	Deferred Revenue	2,553.73	2,903.73	
32	Current portion of long term debt	16,738.31	16,738.31	
33	Other current liabilities	-	-	
34	Total Current Liabilities	5,519,926.51	5,751,326.18	(27+28+29+30+31+32+33)
35	<u>Noncurrent Liabilities</u>			
36	Long term debt, net of current portion	226,000.32	230,134.98	
37	GASB 87 Noncurrent Lease Liability	1,502,277.10	1,502,277.10	
38	Compensated absences	1,244,839.08	1,359,019.52	
39	Total Noncurrent Liabilities	2,973,116.50	3,091,431.60	(36+37+38)
40	TOTAL LIABILITIES	8,493,043.01	8,842,757.78	(34+39)
41	NET ASSETS			
42	<u>Fund Balance</u>			
43	Restricted for capital purposes	3,966,653.00	3,966,653.00	
44	Unrestricted fund balance - PBIP	2,827,136.47	2,827,136.47	
45	Unrestricted fund balance	2,975,728.96	3,253,642.95	
46	Total Net Assets	\$9,769,518.43	\$10,047,432.42	(43+44+45) and (24-40)

Bay Arenac Behavioral Health
For the Month Ending December 31, 2024
Summary of All Units

		Column Identifiers					
A	B	C	D	E (C-D)	F (C / D)	G	
		December Actual	2025 YTD Actual	2025 YTD Budget	Variance	% to Budget	2025 Monthly Budget
Income Statement							
1	REVENUE		145				
2	Risk Contract Revenue						
3	Medicaid Specialty Supports & Services	4,210,743.77	13,979,014.05	15,740,340.50	(1,761,326.45)	89%	5,246,780.17
4	Medicaid Autism	877,884.09	3,081,015.24	1,460,237.25	1,620,777.99	211%	486,745.75
5	State Genl Fund Priority Population	135,505.00	406,514.00	406,513.25	0.75	100%	135,504.42
6	GF Shared Savings Lapse	0.00	0.00	0.00	0.00	0%	0.00
7	Total Risk Contract Revenue	5,224,132.86	17,466,543.29	17,607,091.00	(140,547.71)	99%	5,869,030.33 (3+4+5+6)
8	Program Service Revenue						
9	Medicaid, CWP FFS	0.00	0.00	0.00	0.00	0%	0.00
10	Other Fee For Service	23,240.98	78,422.60	97,444.75	(19,022.15)	80%	32,481.58
11	Total Program Service Revenue	23,240.98	78,422.60	97,444.75	(19,022.15)	80%	32,481.58 (9+10)
12	Other Revenue						
13	Grants and Eamed Contracts	167,006.63	443,981.50	393,852.25	50,129.25	113%	131,284.08
14	SSI Reimbursements, 1st/3rd Party	6,339.00	19,027.10	18,772.50	254.60	101%	6,257.50
15	County Appropriation	65,587.83	196,763.49	196,763.62	(0.13)	100%	65,587.87
16	Interest Income - Working Capital	22,186.52	56,958.64	79,144.37	(22,185.73)	72%	26,381.46
17	Other Local Income	4,685.00	11,536.84	115,859.75	(104,322.91)	10%	38,619.92
18	Total Other Revenue	265,804.98	728,267.57	804,392.50	(76,124.93)	91%	268,130.83 (13+14+15+16+17)
19	TOTAL REVENUE	5,513,178.82	18,273,233.46	18,508,928.25	(235,694.78)	99%	6,169,642.75 (7+11+18)
20	EXPENSE						
21	SUPPORTS & SERVICES						
22	Provider Claims						
23	State Facility - Local portion	7,063.00	32,894.28	43,839.75	10,945.47	75%	14,613.25
24	Community Hospital	507,681.62	1,904,281.55	1,878,014.75	(26,266.80)	101%	626,004.92
25	Residential Services	1,134,113.88	3,547,425.65	3,851,112.75	303,687.10	92%	1,283,704.25
26	Community Supports	1,906,090.61	6,991,763.71	6,481,799.25	(509,964.46)	108%	2,160,599.75
27	Total Provider Claims	3,554,949.11	12,476,365.19	12,254,766.50	(221,598.69)	102%	4,084,922.17 (23+24+25+26)
28	Operating Expenses						
29	Salaries	1,255,532.51	3,820,568.35	3,584,203.20	(236,365.15)	107%	1,194,734.40
30	Fringe Benefits	422,171.75	1,173,762.65	1,194,970.27	21,207.62	98%	398,323.42
31	Consumer Related	1,546.29	10,812.82	11,862.89	1,050.07	91%	3,954.30
32	Program Operations	149,860.27	439,664.68	470,261.26	30,596.58	93%	156,753.75
33	Facility Cost	49,824.08	151,143.53	175,255.00	24,111.47	86%	58,418.33
34	Purchased Services	1,206.00	3,967.50	13,301.34	9,333.84	30%	4,433.78
35	Other Operating Expense	160,673.77	373,489.87	531,470.78	157,980.91	70%	177,156.93
36	Local Funds Contribution	17,906.00	53,718.00	53,718.00	0.00	100%	17,906.00
37	Interest Expense	650.08	1,961.22	2,059.25	98.03	95%	686.42
38	Depreciation	15,231.20	45,693.64	54,118.50	8,424.86	84%	18,039.50
39	Total Operating Expenses	2,074,601.95	6,074,782.26	6,091,220.50	16,438.24	100%	2,030,406.83 (29+30+31+32+33+34+35+36+37+38)
40	TOTAL EXPENSES	5,629,551.06	18,551,147.45	18,345,987.00	(205,160.46)	101%	6,115,329.00 (27+39)
41	NET SURPLUS/(DEFICIT)	(116,372.24)	(277,913.99)	162,941.25	(440,855.24)	-171%	54,313.75 (19-40)

42 **Notes:**
43 Medicaid Revenue includes an accrual for additional funds if a (shortage) exists/reduction of funds if a surplus exists from/(to) Mid-State Health Network as follows:

44 **BASED ON PEPM FUNDING:**
45 Net Medicaid (shortage): (\$2,320,198)
46 Medicaid (shortage): (\$112,230)
47 Healthy Michigan (shortage): (\$884,275)
48 Autism (shortage): (\$1,323,693)

49 **BASED ON APPROVED BUDGET:**
50 Net Medicaid surplus: \$266,350
51 Medicaid surplus: \$703,108
52 Healthy Michigan (shortage): (\$205,477)
53 Autism (shortage): (\$231,281)

**BAY-ARENAC BEHAVIORAL HEALTH
RECONCILIATION OF FUND BALANCE
AS OF DECEMBER 31, 2024**

	TOTALS
Fund Balance 09/30/2024	10,047,432.42
Net (loss)/income December 2024	(277,913.99)
Net Increase/(Decrease) Funds Restricted for Capital Purposes	<u>-</u>
Calculated Fund Balance 12/31/2024	9,769,518.43
Statement of Net Assets Fund Balance 12/31/2024	9,769,518.43
Difference	-

**BAY-ARENAC BEHAVIORAL HEALTH
RECONCILIATION OF UNRESTRICTED FUND BALANCE
AS OF DECEMBER 31, 2024**

	<u>TOTALS</u>
Unrestricted Fund Balance 9/30/2024	6,080,779.42
Net (loss)/income December 2024	(277,913.99)
Increase/Decrease in net assets	<u>-</u>
Calculated Unrestricted Fund Balance 12/31/2024	5,802,865.43
Statement of Net Assets Unrestricted Fund Balance 12/31/2024	5,802,865.43
Difference	-

**Bay-Arenac Behavioral Health
Fund Balance Summary**

	Sept. 30, 2024 Unrestricted <u>Fund Balance</u>	Dec 31, 2024 Permanently <u>Restricted</u>	Dec 31, 2024 Temporarily <u>Restricted</u>	Dec 31, 2024 Unrestricted/ <u>Reserved</u>	Dec 31, 2024 Total <u>Fund Balance</u>
Unrestricted	3,253,643	-	-	2,975,729	2,975,729
Capital Purposes	844,325	-	-	844,325	844,325
Invested in Capital Assets	3,122,328	-	-	3,122,328	3,122,328
Performance Incentive Pool	<u>2,827,136</u>	<u>-</u>	<u>-</u>	<u>2,827,136</u>	<u>2,827,136</u>
Balances	10,047,432	-	-	9,769,518	9,769,518

BAY-ARENAC BEHAVIORAL HEALTH
Cash Flow

	<u>Jan 25</u>	<u>Feb 25</u>	<u>Mar 25</u>	<u>Apr 25</u>	<u>May 25</u>	<u>Jun 25</u>	<u>Jul 25</u>	<u>Aug 25</u>	<u>Sep 25</u>	<u>Oct 25</u>	<u>Nov 25</u>	<u>Dec 25</u>
Estimated Funds:												
Beginning Inv. Balance	-	-	-	-	-	-	-	-	-	-	-	-
Investment	-	-	-	-	-	-	-	-	-	-	-	-
Additions/(Subtractions)	-	-	-	-	-	-	-	-	-	-	-	-
Month End Inv. Balance	-	-	-	-	-	-	-	-	-	-	-	-
Beginning Cash Balance	7,784,968	6,118,366	5,348,047	4,747,586	4,030,985	3,260,665	2,660,205	1,943,604	223,284	(377,176)	(1,493,778)	(2,264,097)
Total Medicaid	4,848,649	4,848,649	4,848,649	4,848,649	4,848,649	4,848,649	4,848,649	4,848,649	4,848,649	4,848,649	4,848,649	4,848,649
Total General Fund	135,505	135,505	135,505	135,505	135,506	135,505	135,505	135,506	135,505	135,505	135,506	135,505
Estimated Misc. Receipts	89,759	89,759	205,900	89,759	89,759	205,900	89,759	89,759	205,900	89,759	89,759	205,900
Client Receipts	55,000	55,000	55,000	55,000	55,000	55,000	55,000	55,000	55,000	55,000	55,000	55,000
Interest	14,861	14,861	14,861	14,861	14,861	14,861	14,861	14,861	14,861	14,861	14,861	14,861
Total Estimated Cash	12,928,741	11,262,139	10,607,961	9,891,360	9,174,757	8,520,580	7,803,979	7,087,376	5,483,199	4,766,597	3,649,995	2,995,817
Total Estimated Available Funds	12,928,741	11,262,139	10,607,961	9,891,360	9,174,757	8,520,580	7,803,979	7,087,376	5,483,199	4,766,597	3,649,995	2,995,817
Estimated Expenditures:												
1st Payroll	550,000	550,000	550,000	550,000	550,000	550,000	550,000	550,000	550,000	550,000	550,000	550,000
Special Pay	-	-	-	-	-	-	-	-	-	-	-	-
ETO Buyouts	-	-	-	-	-	-	-	-	-	-	-	-
2nd Payroll	550,000	550,000	550,000	550,000	550,000	550,000	550,000	550,000	550,000	550,000	550,000	550,000
Board Per Diem	3,343	3,343	3,343	3,343	3,343	3,343	3,343	3,343	3,343	3,343	3,343	3,343
3rd Payroll	550,000	-	-	-	-	-	-	550,000	-	-	-	-
1st Friday Claims	825,000	825,000	825,000	825,000	825,000	825,000	825,000	825,000	825,000	825,000	825,000	825,000
Mortgage Prmt	2,032	2,032	2,032	2,032	2,032	2,032	2,032	2,032	2,032	2,032	2,032	2,032
2nd Friday Claims	995,000	995,000	995,000	995,000	995,000	995,000	995,000	995,000	995,000	995,000	995,000	995,000
Board Week Bay Batch	1,060,000	1,060,000	1,060,000	1,060,000	1,060,000	1,060,000	1,060,000	1,060,000	1,060,000	1,060,000	1,060,000	1,060,000
Board Week Claims	975,000	975,000	975,000	975,000	975,000	975,000	975,000	975,000	975,000	975,000	975,000	975,000
Credit Card	-	-	-	-	-	-	-	-	-	-	-	-
4th Friday Claims	900,000	900,000	900,000	900,000	900,000	900,000	900,000	900,000	900,000	900,000	900,000	900,000
5th Friday Claims	400,000	-	-	-	-	-	-	400,000	-	-	-	-
Local FFP payment to MSHN	-	53,717	-	-	53,717	-	-	53,717	-	-	53,717	-
Transfer to State of MI	-	-	-	-	-	-	-	-	-	-	-	-
Transfer from/ (to) Reserve Account	-	-	-	-	-	-	-	-	-	-	-	-
Settlement with MSHN	-	-	-	-	-	-	-	-	-	-	-	-
Funds from MSHN	-	-	-	-	-	-	-	-	-	-	-	-
Transfer to (from) HRA	-	-	-	-	-	-	-	-	-	-	-	-
Transfer to (from) Investment	-	-	-	-	-	-	-	-	-	-	-	-
Transfer to (from) Capital Acct	-	-	-	-	-	-	-	-	-	-	-	-
Total Estimated Expenditures	6,810,375	5,914,092	5,860,375	5,860,375	5,914,092	5,860,375	5,860,375	6,864,092	5,860,375	6,260,375	5,914,092	5,860,375
Estimated Month End Cash Balance	6,118,366	5,348,047	4,747,586	4,030,985	3,260,665	2,660,205	1,943,604	223,284	(377,176)	(1,493,778)	(2,264,097)	(2,864,557)

Bay-Arenac Behavioral Health


Cash Flow Forecasting For the Month of January

	<u>Bank Balance</u>	<u>Investment Balance</u>
Estimated Cash Balance January 1, 2025	7,784,968	-
Investment Purchased/Interest	-	-
Investments coming due during month	-	-
Estimated Cash Balance January 31, 2025	7,784,968	-
Estimated Cash Inflow:		
Medicaid Funds:	4,848,649	
General Fund Dollars:	135,505	
Board Receipts:	89,759	
Client Receipts:	55,000	
Funds from Investment:	-	
Interest:	14,861	
Total Estimated Cash Inflow:	5,143,774	
Estimated Cash Outflow:		
Payroll Dated: 01/03/25	(550,000)	
Payroll Dated: 01/17/25	(550,000)	
Board Per Diem Payroll: 01/17/25	(3,343)	
Payroll Dated: 01/31/25	(550,000)	
Claims Disbursements: 01/03/25	(825,000)	
Claims Disbursements: 01/10/25	(995,000)	
Claims Disbursements: 01/17/25	(975,000)	
A/P Disbursements: 01/17/25	(1,060,000)	
Mortgage Payment: 01/22/25	(2,032)	
Claims Disbursements: 01/24/25	(900,000)	
Claims Disbursements: 01/31/25	(400,000)	
Local FFP Payment:	-	
Transfer to Reserve Acct:	-	
HRA transfer:	-	
Transfer to(from) MSHN:	-	
Transfer to State of MI	-	
Purchased Investment	-	
Total Estimated Cash Outflow:	(6,810,375)	
Estimated Cash Balance on January 31, 2025	6,118,366	-
	-	-

Bay Arenac Behavioral Health
201 Mulholland, Bay City, MI 48708
Electronic Funds Transfers including Cash Transfers/Wires/ACHs
December 2024

<u>Funds Paid from/ Transferred from:</u>	<u>Funds Paid to/ Transferred to:</u>	<u>Amount</u>	<u>Date of Payment</u>	<u>Description</u>	<u>Authorized By</u>
Flagstar Bank	Flagstar Bank	600,000.00	12/4/2024	Transfer from MMKT Account to General Account	Marci Rozek
Flagstar Bank	Flagstar Bank	23,693.83	12/5/2024	Credit Card Payment	Marci Rozek
Flagstar Bank	Huntington Nat'l Bank	4,000.00	12/5/2024	Transfer from General Account to Flex Spending Account	Marci Rozek
Flagstar Bank	Flagstar Bank	120,000.00	12/5/2024	Transfer from General Account to MMKT Account	Marci Rozek
Flagstar Bank	Huntington Nat'l Bank	590,000.00	12/5/2024	Transfer from General Account to Payroll Account	Marci Rozek
Flagstar Bank	Flagstar Bank	828,230.79	12/5/2024	Transfer Gross Amt of Accts Payable to Payable Acct	Marci Rozek
Flagstar Bank	Flagstar Bank	515,000.00	12/9/2024	Transfer from General Account to MMKT Account	Marci Rozek
Flagstar Bank	Flagstar Bank	30,000.00	12/9/2024	Transfer from MMKT Account to General Account	Marci Rozek
Flagstar Bank	Flagstar Bank	30,000.00	12/10/2024	Transfer from General Account to MMKT Account	Marci Rozek
Flagstar Bank	Huntington Nat'l Bank	30,000.00	12/10/2024	Transfer from General Account to HRA Account	Marci Rozek
Flagstar Bank	Flagstar Bank	340,000.00	12/12/2024	Transfer from General Account to MMKT Account	Marci Rozek
Flagstar Bank	Flagstar Bank	1,692,869.33	12/12/2024	Transfer Gross Amt of Accts Payable to Payable Acct	Marci Rozek
Flagstar Bank	Flagstar Bank	880,000.00	12/13/2024	Transfer from General Account to MMKT Account	Marci Rozek
Flagstar Bank	Flagstar Bank	15,000.00	12/18/2024	Transfer from General Account to MMKT Account	Marci Rozek
Flagstar Bank	Flagstar Bank	750,000.00	12/18/2024	Transfer from MMKT Account to General Account	Marci Rozek
Flagstar Bank	Huntington Nat'l Bank	3,619.58	12/19/2024	Transfer from General Account to Flex Spending Account	Marci Rozek
Flagstar Bank	Huntington Nat'l Bank	748,041.84	12/19/2024	Transfer from General Account to Payroll Account	Marci Rozek
Flagstar Bank	Flagstar Bank	1,841,238.85	12/19/2024	Transfer Gross Amt of Accts Payable to Payable Acct	Marci Rozek
Flagstar Bank	Flagstar Bank	145,000.00	12/20/2024	Transfer from General Account to MMKT Account	Marci Rozek
Flagstar Bank	Huntington Nat'l Bank	2,031.96	12/24/2024	Transfer from General Acct for Mortgage payment	Marci Rozek
Flagstar Bank	Flagstar Bank	668,637.46	12/26/2024	Transfer Gross Amt of Accts Payable to Payable Acct	Marci Rozek
Flagstar Bank	Flagstar Bank	3,530,000.00	12/27/2024	Transfer from General Account to MMKT Account	Marci Rozek
Flagstar Bank	Flagstar Bank	630,000.00	12/30/2024	Transfer from MMKT Account to General Account	Marci Rozek

Total Withdrawals: 14,017,363.64


 Submitted By: Marci Rozek or Christopher Pinter
 Chief Financial Officer or Chief Executive Officer

Bay Arenac Behavioral Health
201 Mulholland, Bay City, MI 48708
Electronic Funds Transfers for Vendor ACH Payments
December 2024

<u>Funds Paid from:</u>	<u>EFT #</u>	<u>Funds Paid to:</u>	<u>Amount</u>	<u>Date of Pmt</u>	<u>Authorized By</u>
Flagstar Bank	E6910	MICHIGAN COMMUNITY SERVICES IN	144,020.56	12/6/2024	Marci Rozek
Flagstar Bank	E6911	LIBERTY LIVING, INC.	32,413.22	12/6/2024	Marci Rozek
Flagstar Bank	E6912	NORTH SHORES CENTER LLC	1,050.00	12/6/2024	Marci Rozek
Flagstar Bank	E6913	DISABILITY NETWORK	14,911.66	12/6/2024	Marci Rozek
Flagstar Bank	E6914	SAMARITAS	36,515.18	12/6/2024	Marci Rozek
Flagstar Bank	E6915	HEALTHSOURCE	16,200.00	12/6/2024	Marci Rozek
Flagstar Bank	E6916	PHC OF MICHIGAN - HARBOR OAKS	5,100.00	12/6/2024	Marci Rozek
Flagstar Bank	E6917	MPA GROUP NFP, Ltd.	23,204.01	12/6/2024	Marci Rozek
Flagstar Bank	E6918	LIST PSYCHOLOGICAL SERVICES	1,560.47	12/6/2024	Marci Rozek
Flagstar Bank	E6919	SAGINAW PSYCHOLOGICAL SERVICES	20,369.55	12/6/2024	Marci Rozek
Flagstar Bank	E6920	PARAMOUNT REHABILITATION	3,694.80	12/6/2024	Marci Rozek
Flagstar Bank	E6921	ARENAC OPPORTUNITIES, INC	31,337.80	12/6/2024	Marci Rozek
Flagstar Bank	E6922	DO-ALL, INC.	7,145.89	12/6/2024	Marci Rozek
Flagstar Bank	E6923	New Dimensions	21,652.00	12/6/2024	Marci Rozek
Flagstar Bank	E6924	TOUCHSTONE SERVICES, INC	8,723.52	12/6/2024	Marci Rozek
Flagstar Bank	E6925	Winningham, Linda Jo	474.00	12/6/2024	Marci Rozek
Flagstar Bank	E6926	WILSON, STUART T. CPA, P.C.	26,740.40	12/6/2024	Marci Rozek
Flagstar Bank	E6927	CAREBUILDERS AT HOME, LLC	6,893.14	12/6/2024	Marci Rozek
Flagstar Bank	E6928	CENTRIA HEALTHCARE LLC	35,505.05	12/6/2024	Marci Rozek
Flagstar Bank	E6929	Flourish Services, LLL	22,634.42	12/6/2024	Marci Rozek
Flagstar Bank	E6930	GAME CHANGER PEDIATRIC THERAPY	58,746.35	12/6/2024	Marci Rozek
Flagstar Bank	E6931	Spectrum Autism Center	15,868.72	12/6/2024	Marci Rozek
Flagstar Bank	E6932	ENCOMPASS THERAPY CENTER LLC	58,936.45	12/6/2024	Marci Rozek
Flagstar Bank	E6933	MERCY PLUS HEALTHCARE SERVICES LLC	9,448.05	12/6/2024	Marci Rozek
Flagstar Bank	E6934	HEALING WITH HEART	300.00	12/6/2024	Marci Rozek
Flagstar Bank	E6935	GoTo Technologies USA, Inc.	1,602.00	12/6/2024	Marci Rozek
Flagstar Bank	E6936	KING COMMUNICATIONS	149.35	12/6/2024	Marci Rozek
Flagstar Bank	E6937	AUGRES CARE CENTER, INC	3,718.20	12/13/2024	Marci Rozek
Flagstar Bank	E6938	HOPE NETWORK BEHAVIORAL HEALTH	71,377.90	12/13/2024	Marci Rozek
Flagstar Bank	E6939	Hope Network Southeast	124,867.53	12/13/2024	Marci Rozek
Flagstar Bank	E6940	BEACON SPECIALIZED LIVING SVS	13,271.00	12/13/2024	Marci Rozek
Flagstar Bank	E6941	Bay Human Services, Inc.	268,193.51	12/13/2024	Marci Rozek
Flagstar Bank	E6942	MICHIGAN COMMUNITY SERVICES IN	216,967.95	12/13/2024	Marci Rozek
Flagstar Bank	E6943	CENTRAL STATE COMM. SERVICES	33,863.80	12/13/2024	Marci Rozek
Flagstar Bank	E6944	VALLEY RESIDENTIAL SERVICES	87,262.37	12/13/2024	Marci Rozek
Flagstar Bank	E6945	LIBERTY LIVING, INC.	20,070.27	12/13/2024	Marci Rozek
Flagstar Bank	E6946	SUPERIOR CARE OF MICHIGAN LLC	8,298.00	12/13/2024	Marci Rozek
Flagstar Bank	E6947	Closer to Home, LLC	13,990.63	12/13/2024	Marci Rozek
Flagstar Bank	E6948	DISABILITY NETWORK	16,228.40	12/13/2024	Marci Rozek
Flagstar Bank	E6949	HEALTHSOURCE	27,552.00	12/13/2024	Marci Rozek
Flagstar Bank	E6950	CEDAR CREEK HOSPITAL	10,161.00	12/13/2024	Marci Rozek
Flagstar Bank	E6951	MPA GROUP NFP, Ltd.	46,201.44	12/13/2024	Marci Rozek
Flagstar Bank	E6952	LIST PSYCHOLOGICAL SERVICES	3,253.72	12/13/2024	Marci Rozek
Flagstar Bank	E6953	SAGINAW PSYCHOLOGICAL SERVICES	34,473.91	12/13/2024	Marci Rozek
Flagstar Bank	E6954	PARAMOUNT REHABILITATION	2,590.96	12/13/2024	Marci Rozek
Flagstar Bank	E6955	ARENAC OPPORTUNITIES, INC	8,671.27	12/13/2024	Marci Rozek
Flagstar Bank	E6956	DO-ALL, INC.	4,459.57	12/13/2024	Marci Rozek
Flagstar Bank	E6957	New Dimensions	6,703.96	12/13/2024	Marci Rozek
Flagstar Bank	E6958	TOUCHSTONE SERVICES, INC	6,115.20	12/13/2024	Marci Rozek
Flagstar Bank	E6959	Winningham, Linda Jo	535.00	12/13/2024	Marci Rozek
Flagstar Bank	E6960	WILSON, STUART T. CPA, P.C.	81,899.22	12/13/2024	Marci Rozek
Flagstar Bank	E6961	CENTRIA HEALTHCARE LLC	25,372.81	12/13/2024	Marci Rozek
Flagstar Bank	E6962	GAME CHANGER PEDIATRIC THERAPY	39,359.76	12/13/2024	Marci Rozek
Flagstar Bank	E6963	ENCOMPASS THERAPY CENTER LLC	47,824.04	12/13/2024	Marci Rozek
Flagstar Bank	E6964	Acorn Health of Michigan	648.68	12/13/2024	Marci Rozek
Flagstar Bank	E6965	MERCY PLUS HEALTHCARE SERVICES LLC	22,742.31	12/13/2024	Marci Rozek
Flagstar Bank	E6966	Positive Behavior Supports Corporation	2,381.68	12/13/2024	Marci Rozek
Flagstar Bank	E6967	HEALING WITH HEART	300.00	12/13/2024	Marci Rozek
Flagstar Bank	E6968	DO-ALL, INC.	145,117.00	12/13/2024	Marci Rozek
Flagstar Bank	E6969	Bromberg & Associates, LLC	890.00	12/13/2024	Marci Rozek
Flagstar Bank	E6970	Yeo & Yeo Technology	297.50	12/13/2024	Marci Rozek
Flagstar Bank	E6971	MICHIGAN COMMUNITY SERVICES IN	250.00	12/20/2024	Marci Rozek
Flagstar Bank	E6972	A2Z CLEANING & RESTORATION INC.	5,331.00	12/20/2024	Marci Rozek
Flagstar Bank	E6973	ERGOMED PRODUCTS, INC.	182.00	12/20/2024	Marci Rozek
Flagstar Bank	E6974	FLEX ADMINISTRATORS INC	1,054.20	12/20/2024	Marci Rozek
Flagstar Bank	E6975	HAMPTON AUTO REPAIR	1,287.07	12/20/2024	Marci Rozek

Flagstar Bank	E6976	HOSPITAL PSYCHIATRY PLLC	42,000.00	12/20/2024	Marci Rozek
Flagstar Bank	E6977	Iris Telehealth Medical Group, PA	38,850.00	12/20/2024	Marci Rozek
Flagstar Bank	E6978	J.E.JOHNSON CONTRACTING, INC.	465.36	12/20/2024	Marci Rozek
Flagstar Bank	E6979	McCoy Heating and Cooling	238.90	12/20/2024	Marci Rozek
Flagstar Bank	E6980	MOVVA, USHA	8,400.00	12/20/2024	Marci Rozek
Flagstar Bank	E6981	NETSOURCE ONE, INC.	38,446.96	12/20/2024	Marci Rozek
Flagstar Bank	E6982	SHRED EXPERTS LLC	438.50	12/20/2024	Marci Rozek
Flagstar Bank	E6983	Smith, Bridget M	4,200.00	12/20/2024	Marci Rozek
Flagstar Bank	E6984	UNITED WAY OF BAY COUNTY/RENT	2,125.00	12/20/2024	Marci Rozek
Flagstar Bank	E6985	V.O.I.C.E., INC.	835.56	12/20/2024	Marci Rozek
Flagstar Bank	E6986	Beson, Heather	136.97	12/20/2024	Marci Rozek
Flagstar Bank	E6987	BICKEL, MEREDITH	50.92	12/20/2024	Marci Rozek
Flagstar Bank	E6988	BINKLEY, CASEY	301.97	12/20/2024	Marci Rozek
Flagstar Bank	E6989	Brothers-Estrada, Abbie	144.72	12/20/2024	Marci Rozek
Flagstar Bank	E6990	BYRNE, RICHARD	257.95	12/20/2024	Marci Rozek
Flagstar Bank	E6991	Caddick, Michelle	231.89	12/20/2024	Marci Rozek
Flagstar Bank	E6992	Castillo, Mariah	354.43	12/20/2024	Marci Rozek
Flagstar Bank	E6993	CERESKE, KIM	57.17	12/20/2024	Marci Rozek
Flagstar Bank	E6994	Cook, Jordyn	196.98	12/20/2024	Marci Rozek
Flagstar Bank	E6995	Deshano, Jennifer	259.29	12/20/2024	Marci Rozek
Flagstar Bank	E6996	GUERTIN, SUSAN	606.28	12/20/2024	Marci Rozek
Flagstar Bank	E6997	Gunsell, Stephanie	195.18	12/20/2024	Marci Rozek
Flagstar Bank	E6998	HECHT, KERENSA	154.10	12/20/2024	Marci Rozek
Flagstar Bank	E6999	HEWTTY, MARIA	395.03	12/20/2024	Marci Rozek
Flagstar Bank	E7000	Kohn, Jessica	107.20	12/20/2024	Marci Rozek
Flagstar Bank	E7001	KOIN, STACEY E.	119.26	12/20/2024	Marci Rozek
Flagstar Bank	E7002	Konwinski, Nicole	236.41	12/20/2024	Marci Rozek
Flagstar Bank	E7003	Lagalo, Lori	278.55	12/20/2024	Marci Rozek
Flagstar Bank	E7004	Lemiesz, Rachel	442.87	12/20/2024	Marci Rozek
Flagstar Bank	E7005	LINDER, AMY	48.24	12/20/2024	Marci Rozek
Flagstar Bank	E7006	BEYER, NICOLE	368.50	12/20/2024	Marci Rozek
Flagstar Bank	E7007	Niemiec, Kathleen	120.60	12/20/2024	Marci Rozek
Flagstar Bank	E7008	NIX, HEATHER	20.77	12/20/2024	Marci Rozek
Flagstar Bank	E7009	Nixon, Heidi	138.96	12/20/2024	Marci Rozek
Flagstar Bank	E7010	O'BRIEN, CAROLE	84.42	12/20/2024	Marci Rozek
Flagstar Bank	E7011	RICKER, AMY	329.64	12/20/2024	Marci Rozek
Flagstar Bank	E7012	Rooker, Stephani	29.28	12/20/2024	Marci Rozek
Flagstar Bank	E7013	ROSE, KEVIN	81.07	12/20/2024	Marci Rozek
Flagstar Bank	E7014	Roznowski, Donna	90.58	12/20/2024	Marci Rozek
Flagstar Bank	E7015	Schneider, Maryssa	314.72	12/20/2024	Marci Rozek
Flagstar Bank	E7016	Schumacher, Pamela	49.31	12/20/2024	Marci Rozek
Flagstar Bank	E7017	Strode, Eric	48.43	12/20/2024	Marci Rozek
Flagstar Bank	E7018	Truhn, Emelia	296.57	12/20/2024	Marci Rozek
Flagstar Bank	E7019	VanWert, Laurie	50.36	12/20/2024	Marci Rozek
Flagstar Bank	E7020	VASCONCELOS, FLAVIA	260.46	12/20/2024	Marci Rozek
Flagstar Bank	E7021	Woodcock, Timothy	404.01	12/20/2024	Marci Rozek
Flagstar Bank	E7022	PETER CHANG ENTERPRISES, INC.	23,309.51	12/20/2024	Marci Rozek
Flagstar Bank	E7023	Staples	4,469.62	12/20/2024	Marci Rozek
Flagstar Bank	E7024	HAVENWYCK HOSPITAL	36,668.19	12/20/2024	Marci Rozek
Flagstar Bank	E7025	Bay Human Services, Inc.	105,801.44	12/20/2024	Marci Rozek
Flagstar Bank	E7026	LIBERTY LIVING, INC.	44,391.87	12/20/2024	Marci Rozek
Flagstar Bank	E7027	NORTH SHORES CENTER LLC	1,324.20	12/20/2024	Marci Rozek
Flagstar Bank	E7028	SAMARITAS	28,543.64	12/20/2024	Marci Rozek
Flagstar Bank	E7029	HEALTHSOURCE	55,080.00	12/20/2024	Marci Rozek
Flagstar Bank	E7030	CEDAR CREEK HOSPITAL	435.73	12/20/2024	Marci Rozek
Flagstar Bank	E7031	PHC OF MICHIGAN - HARBOR OAKS	8,500.00	12/20/2024	Marci Rozek
Flagstar Bank	E7032	MPA GROUP NFP, Ltd.	30,013.79	12/20/2024	Marci Rozek
Flagstar Bank	E7033	LIST PSYCHOLOGICAL SERVICES	2,487.79	12/20/2024	Marci Rozek
Flagstar Bank	E7034	SAGINAW PSYCHOLOGICAL SERVICES	25,508.62	12/20/2024	Marci Rozek
Flagstar Bank	E7035	PARAMOUNT REHABILITATION	35,929.68	12/20/2024	Marci Rozek
Flagstar Bank	E7036	DO-ALL, INC.	23,096.41	12/20/2024	Marci Rozek
Flagstar Bank	E7037	New Dimensions	21,312.03	12/20/2024	Marci Rozek
Flagstar Bank	E7038	TOUCHSTONE SERVICES, INC	6,801.60	12/20/2024	Marci Rozek
Flagstar Bank	E7039	Winningham, Linda Jo	1,808.00	12/20/2024	Marci Rozek
Flagstar Bank	E7040	WILSON, STUART T. CPA, P.C.	81,036.37	12/20/2024	Marci Rozek
Flagstar Bank	E7041	CAREBUILDERS AT HOME, LLC	20,545.53	12/20/2024	Marci Rozek
Flagstar Bank	E7042	AUTISM SYSTEMS LLC	6,795.47	12/20/2024	Marci Rozek
Flagstar Bank	E7043	CENTRIA HEALTHCARE LLC	49,298.81	12/20/2024	Marci Rozek
Flagstar Bank	E7044	PERSONAL ASSISTANCE OPTIONS INC	79,502.18	12/20/2024	Marci Rozek
Flagstar Bank	E7045	Flourish Services, LLL	32,680.21	12/20/2024	Marci Rozek
Flagstar Bank	E7046	GAME CHANGER PEDIATRIC THERAPY	57,687.91	12/20/2024	Marci Rozek
Flagstar Bank	E7047	Spectrum Autism Center	31,027.89	12/20/2024	Marci Rozek
Flagstar Bank	E7048	ENCOMPASS THERAPY CENTER LLC	77,999.45	12/20/2024	Marci Rozek
Flagstar Bank	E7049	Acorn Health of Michigan	81.72	12/20/2024	Marci Rozek
Flagstar Bank	E7050	MERCY PLUS HEALTHCARE SERVICES LLC	90.00	12/20/2024	Marci Rozek

Flagstar Bank	E7051	Badour, Ashley	541.00	12/20/2024	Marci Rozek
Flagstar Bank	E7052	GoTo Technologies USA, Inc.	112.31	12/20/2024	Marci Rozek
Flagstar Bank	E7053	HAMPTON AUTO REPAIR	100.92	12/20/2024	Marci Rozek
Flagstar Bank	E7054	PRO-SCAPE, INC.	374.00	12/20/2024	Marci Rozek
Flagstar Bank	E7055	V.O.I.C.E., INC.	170.10	12/20/2024	Marci Rozek
Flagstar Bank	E7056	HAVENWYCK HOSPITAL	1,937.00	12/27/2024	Marci Rozek
Flagstar Bank	E7057	HOPE NETWORK BEHAVIORAL HEALTH	299.01	12/27/2024	Marci Rozek
Flagstar Bank	E7058	Fitzhugh House, LLC	23,249.49	12/27/2024	Marci Rozek
Flagstar Bank	E7059	Bay Human Services, inc.	64,847.84	12/27/2024	Marci Rozek
Flagstar Bank	E7060	MICHIGAN COMMUNITY SERVICES IN	880.67	12/27/2024	Marci Rozek
Flagstar Bank	E7061	CENTRAL STATE COMM. SERVICES	71.07	12/27/2024	Marci Rozek
Flagstar Bank	E7062	LIBERTY LIVING, INC.	32,665.77	12/27/2024	Marci Rozek
Flagstar Bank	E7063	DISABILITY NETWORK	14,352.67	12/27/2024	Marci Rozek
Flagstar Bank	E7064	HEALTHSOURCE	27,000.00	12/27/2024	Marci Rozek
Flagstar Bank	E7065	FOREST VIEW HOSPITAL	3,700.00	12/27/2024	Marci Rozek
Flagstar Bank	E7066	MPA GROUP NFP, Ltd.	43,016.72	12/27/2024	Marci Rozek
Flagstar Bank	E7067	LIST PSYCHOLOGICAL SERVICES	1,529.24	12/27/2024	Marci Rozek
Flagstar Bank	E7068	SAGINAW PSYCHOLOGICAL SERVICES	22,004.98	12/27/2024	Marci Rozek
Flagstar Bank	E7069	PARAMOUNT REHABILITATION	13,186.85	12/27/2024	Marci Rozek
Flagstar Bank	E7070	ARENAC OPPORTUNITIES, INC	14,886.28	12/27/2024	Marci Rozek
Flagstar Bank	E7071	DO-ALL, INC.	6,180.07	12/27/2024	Marci Rozek
Flagstar Bank	E7072	Winningham, Linda Jo	182.00	12/27/2024	Marci Rozek
Flagstar Bank	E7073	Nutrition for Wellness	978.50	12/27/2024	Marci Rozek
Flagstar Bank	E7074	WILSON, STUART T. CPA, P.C.	96,429.50	12/27/2024	Marci Rozek
Flagstar Bank	E7075	CAREBUILDERS AT HOME, LLC	730.13	12/27/2024	Marci Rozek
Flagstar Bank	E7076	CENTRIA HEALTHCARE LLC	31,772.40	12/27/2024	Marci Rozek
Flagstar Bank	E7077	PERSONAL ASSISTANCE OPTIONS INC	270.19	12/27/2024	Marci Rozek
Flagstar Bank	E7078	GAME CHANGER PEDIATRIC THERAPY	53,996.39	12/27/2024	Marci Rozek
Flagstar Bank	E7079	Spectrum Autism Center	33,123.37	12/27/2024	Marci Rozek
Flagstar Bank	E7080	ENCOMPASS THERAPY CENTER LLC	41,967.89	12/27/2024	Marci Rozek
Flagstar Bank	E7081	MERCY PLUS HEALTHCARE SERVICES LLC	57,896.51	12/27/2024	Marci Rozek
Flagstar Bank	E7082	Staples	809.45	12/27/2024	Marci Rozek
Flagstar Bank	E7083	Yeo & Yeo Technology	262.50	12/27/2024	Marci Rozek

Total Withdrawals:

3,633,977.30



Submitted By: Marci Rozek or Christopher Pinter
 Chief Financial Officer or Chief Executive Officer

January 13, 2025

To: Sara McRae, Executive Assistant to the CEO
 From: Karl White, Accounting Manager
 Michele Perry, Finance Manager
 Re: Disbursement Audit Information for Audit Committee

The following is a summary of disbursements as presented

Administration and Services for Behavioral Health

ITEMS FOR REVIEW:

EFT transfer - Credit Card 1/06/2025 \$ 7,224.68

Weekly Special Checks:

12/20/2024 Checks 100687-100702, E7051-E7055	\$ 43,899.76
12/27/2024 Checks 100707-100719, E7082-E7083	\$ 8,124.44
01/03/2025 Checks 100723-100732, E7099-E7100	\$ 8,120.61
01/10/2025 Checks 100739-100746, E7130-E7132	\$ 332,636.94

SUBTOTAL - Special Checks \$ 392,781.75

Health Care payments

12/20/2024 Checks 100683-100686, ACH Pmts E7024-E7050	\$ 1,007,255.58
12/27/2024 Checks 100704-100706, ACH Pmts E7056-E7081	\$ 661,337.44
01/03/2025 Checks 100720-100722, ACH Pmts E7084-E7098	\$ 294,967.83
01/10/2025 Checks 100734-100738, ACH Pmts E7101-E7129	\$ 1,005,077.36

SUBTOTAL - Health Care Payments \$ 2,968,638.21

TOTAL DISBURSEMENTS \$ 3,368,644.64

Prepared by: *Karl White*

Reviewed by: *MJ*