

AGENDA

BAY ARENAC BEHAVIORAL HEALTH BOARD OF DIRECTORS

AUDIT COMMITTEE MEETING

Monday, April 13, 2026 at 5:00 pm

Room 225, Behavioral Health Center, 201 Mulholland Street, Bay City, MI 48708

Committee Members:	Present	Excused	Absent	Committee Members:	Present	Excused	Absent	Others Present:
Pat McFarland, Ex Off, Ch	_____	_____	_____	Sally Mrozinski	_____	_____	_____	BABH: Marci Rozek, Michele Perry, and Sara McRae
Tim Banaszak, V Ch	_____	_____	_____	Vacant	_____	_____	_____	
Richard Byrne	_____	_____	_____	Christopher Girard, Ex Off	_____	_____	_____	
Patrick Conley	_____	_____	_____	Robert Pawlak, Ex Off	_____	_____	_____	Legend: M-Motion; S-Support; MA- Motion Adopted; AB-Abstained

	Agenda Item	Discussion	Motion/Action
1.	Call To Order & Roll Call		
2.	Public Input (Maximum of 5 Minutes)		
3.	Unfinished Business 3.1) 2025 Ulliance Usage		3.1) No action was necessary
4.	New Business 4.1) Selection of Disbursements & Health Care Claims from Summary Report 4.2) Financial Statements for the Period Ending March 31, 2026 4.3) Electronic Fund Transfers (EFTs) for the Period Ending March 31, 2026		4.1) No action necessary 4.2) Consideration of motion to refer the Financial Statements for the period ending March 31, 2026 to the full Board for approval 4.3) Consideration of motion to refer the EFTs for the period ending March 31, 2026 to the full Board for approval

AGENDA

BAY ARENAC BEHAVIORAL HEALTH BOARD OF DIRECTORS AUDIT COMMITTEE MEETING

Monday, April 13, 2026 at 5:00 pm

Room 225, Behavioral Health Center, 201 Mulholland Street, Bay City, MI 48708

Page 2 of 2

	4.4) Review of Selected Disbursements & Health Care Claims Chosen from Summary Report by CFO 4.5) Consideration of Approval of Disbursements & Health Care Claims Totals 4.6) Fiscal Year (FY) 2025 Compliance Exam		4.4) No action necessary 4.5) Consideration of motion to refer the disbursements and health care payments from March 14, 2026 through April 10, 2026 4.6) Consideration of motion to refer the FY2025 Compliance Exam to the full Board for adoption
5.	Adjournment	M -	S - pm MA



Ulliance
Enhancing People. Improving Business.

Bay Arenac Behavioral Health

**Life Advisor Well-being
Service Report**

1/1/2025 to 12/31/2025

5^{to}THRIVE

Shalynn Rangel
srangel@ulliance.com

Life Advisor Well-being Service Report



1/1/2025
12/31/2025
REPORTING PERIOD

252
AVG. HEADCOUNT

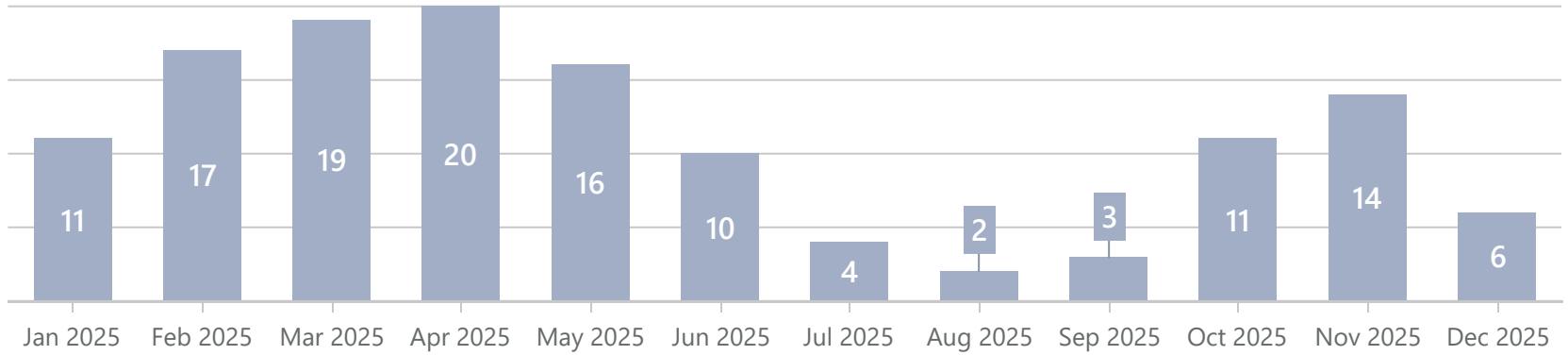
133
SERVICES

52.8%
SERVICE
UTILIZATION RATE

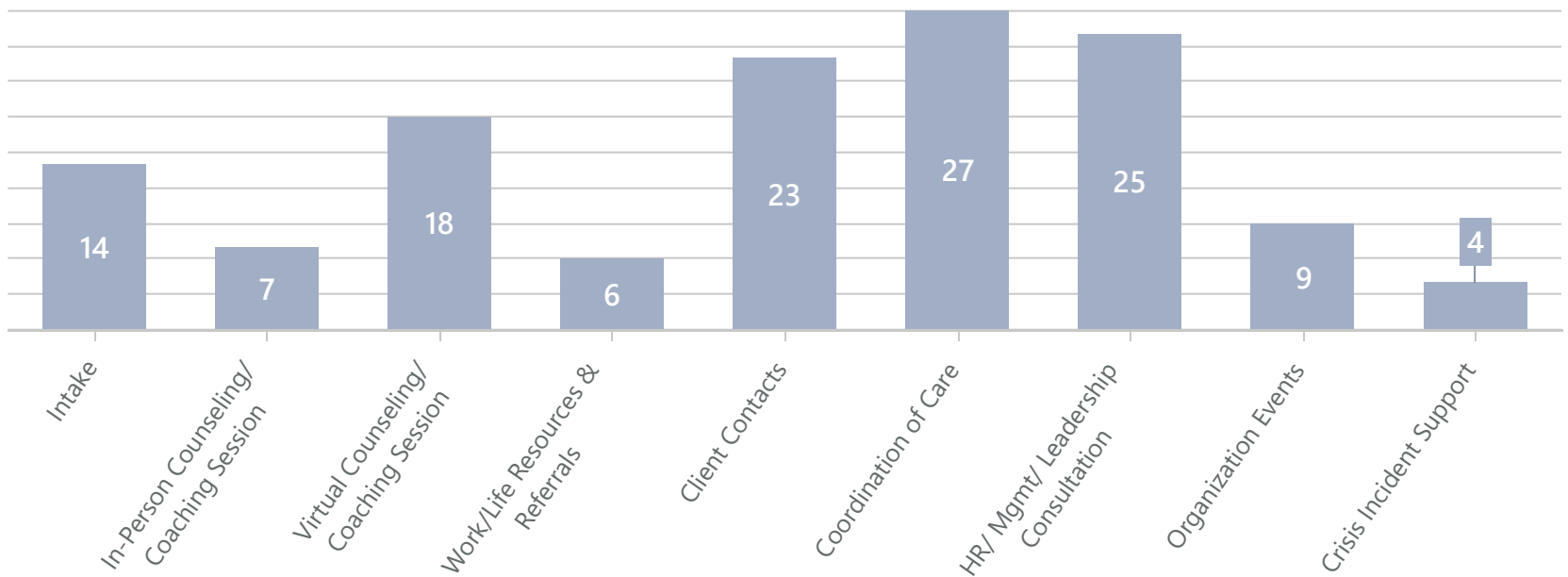
75
TOTAL PEOPLE
SERVED

22
TOTAL CASES

SERVICES BY MONTH



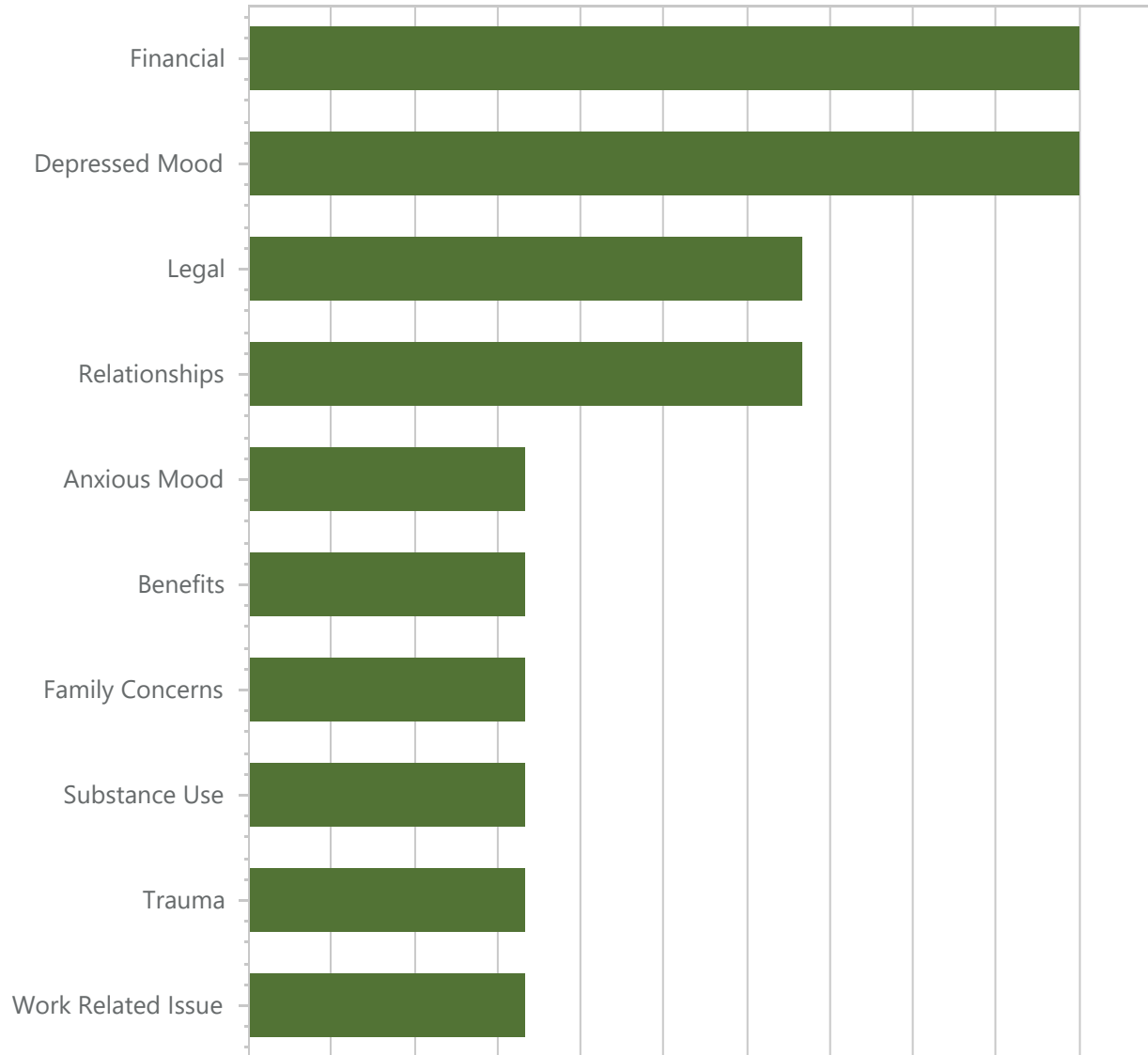
HIGH TOUCH SERVICES



Life Advisor Well-being Service Report



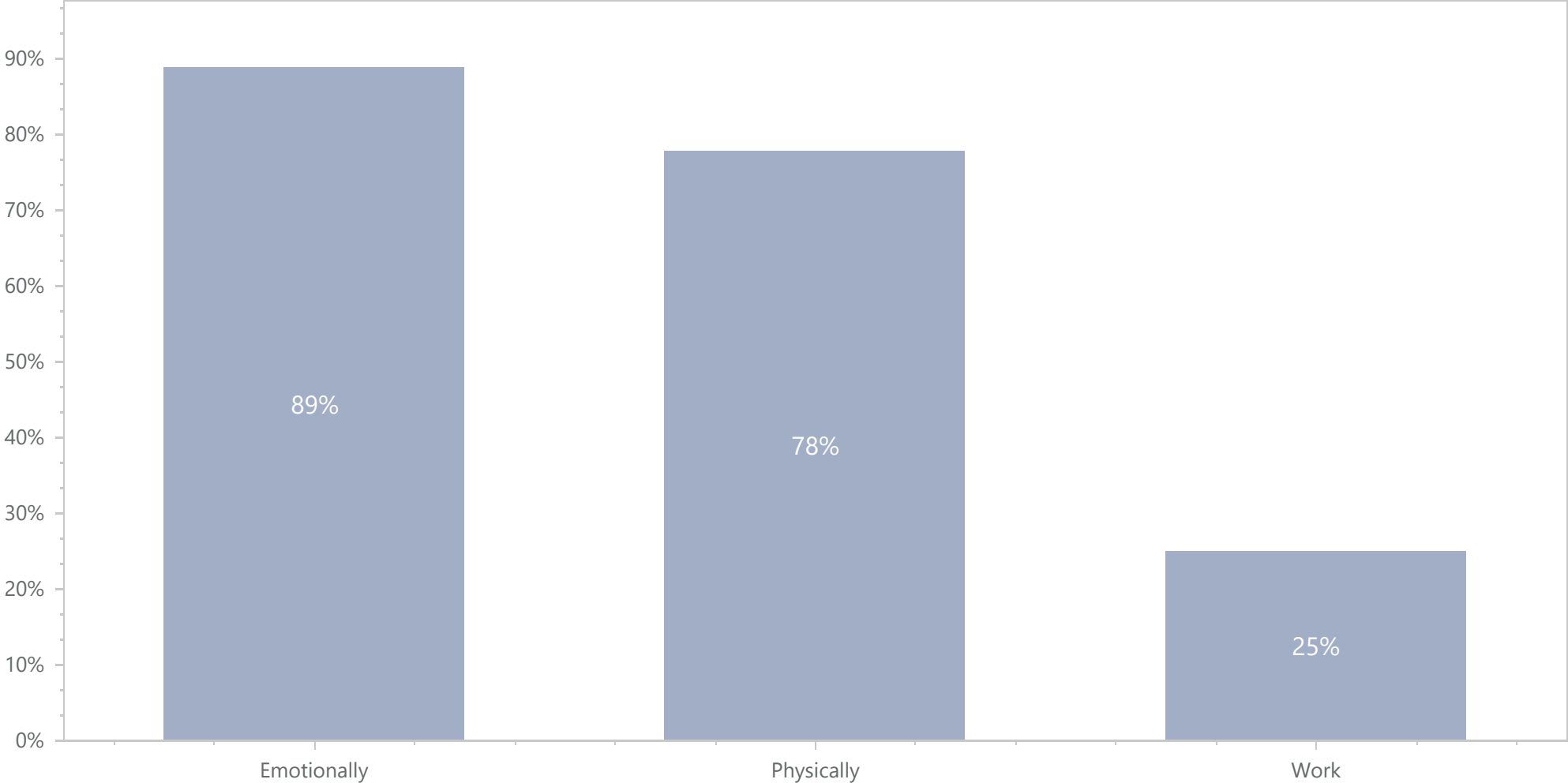
PREVALENT CONCERNS



Concern	% of Total Current Year
Financial	18.8%
Depressed Mood	18.8%
Relationships	12.5%
Legal	12.5%
Work Related Issue	6.3%
Trauma	6.3%
Substance Use	6.3%
Family Concerns	6.3%
Benefits	6.3%
Anxious Mood	6.3%



REPORTED IMPACT OF CONCERNS BY CLIENTS

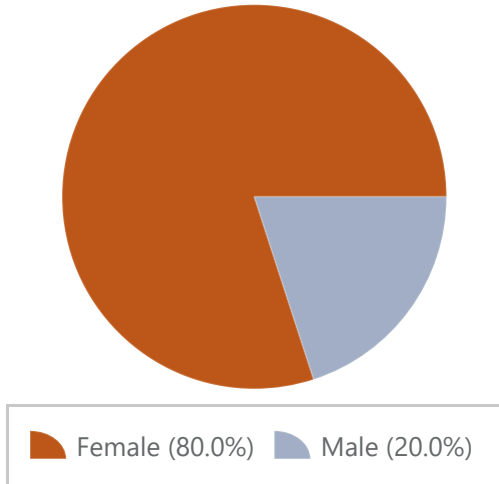


Life Advisor Well-being Service Report

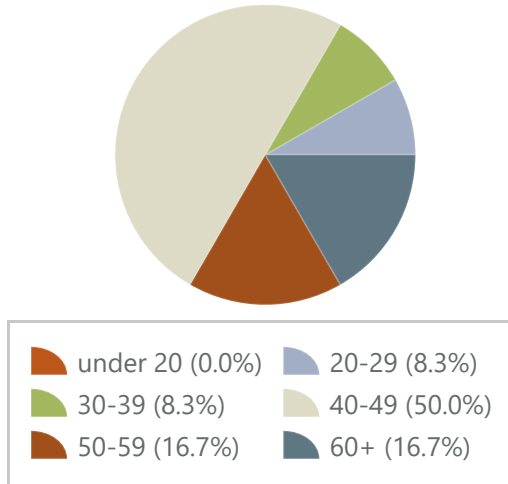


DEMOGRAPHICS

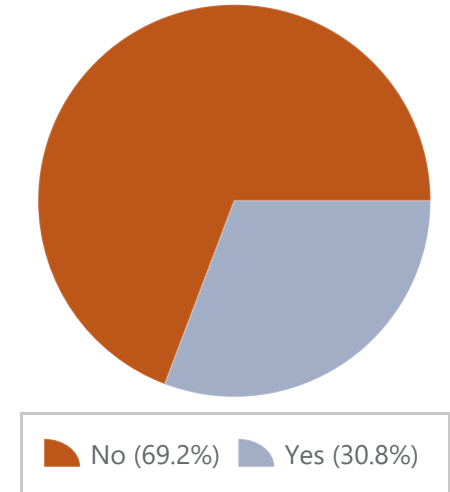
Gender



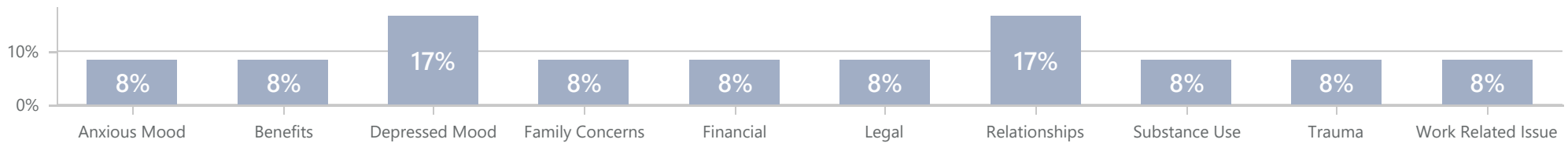
Age



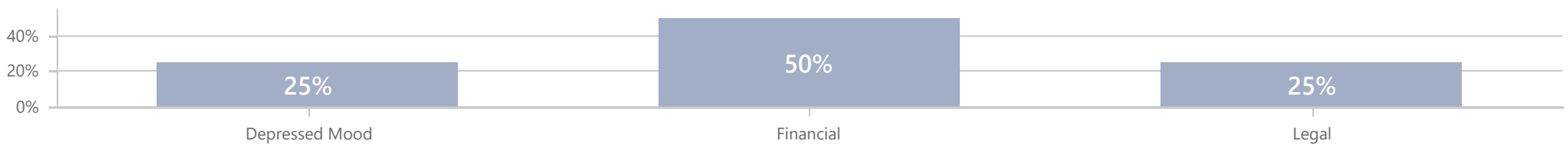
First Time Accessing



Female



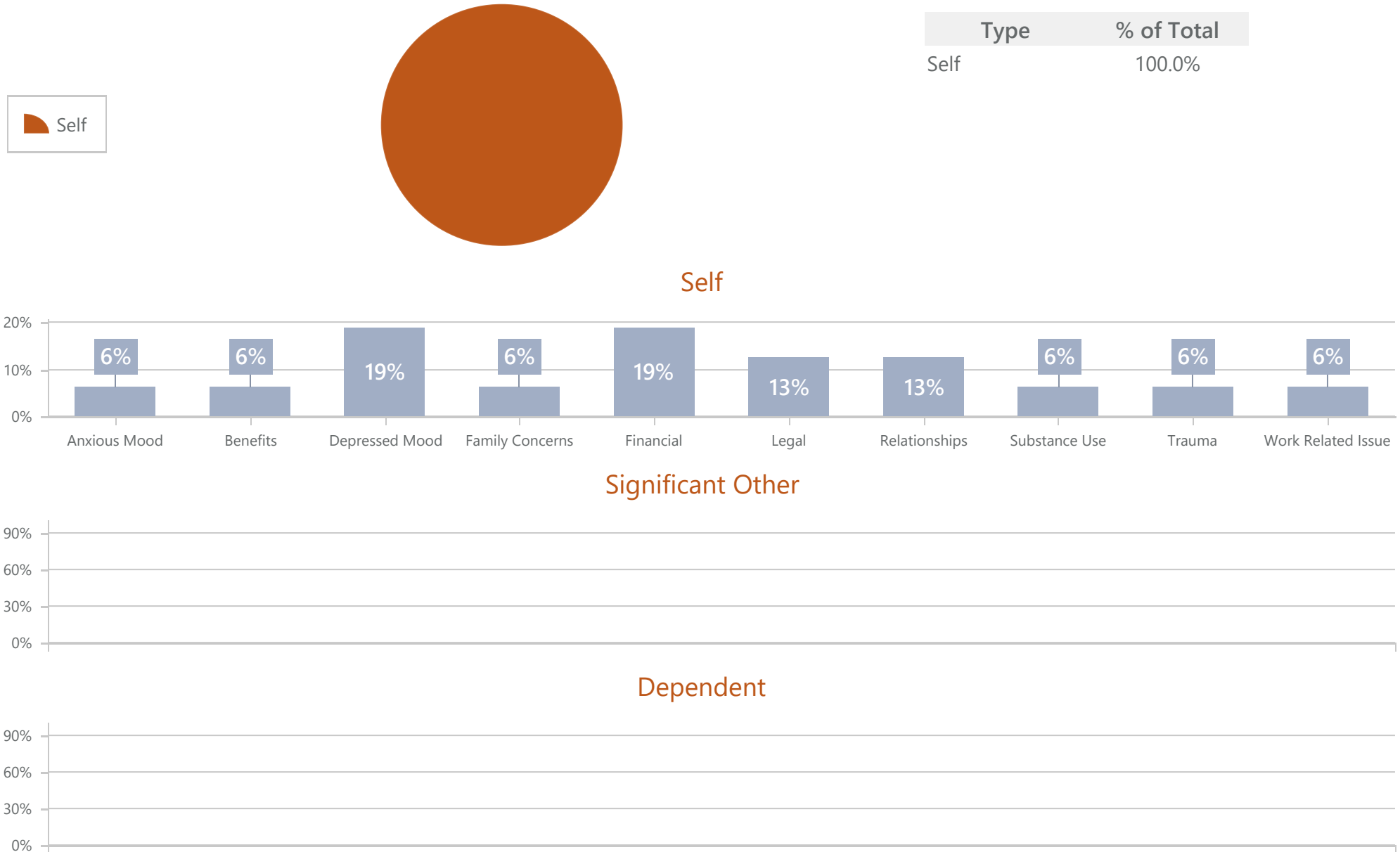
Male



Life Advisor Well-being Service Report



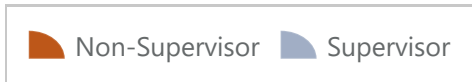
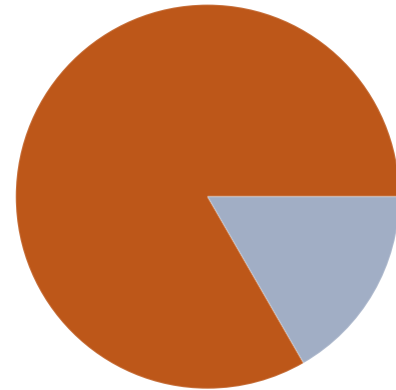
SERVICES BY POPULATION



Life Advisor Well-being Service Report



SERVICES BY POPULATION

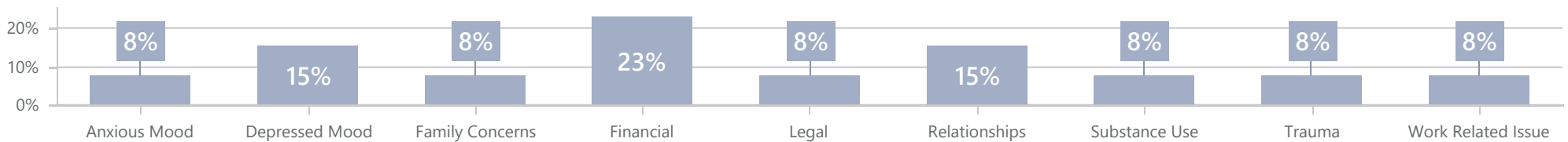


Type	% of Total
Non-Supervisor	83.3%
Supervisor	16.7%

Supervisor



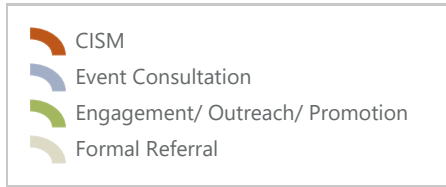
Non-Supervisor



Life Advisor Well-being Service Report

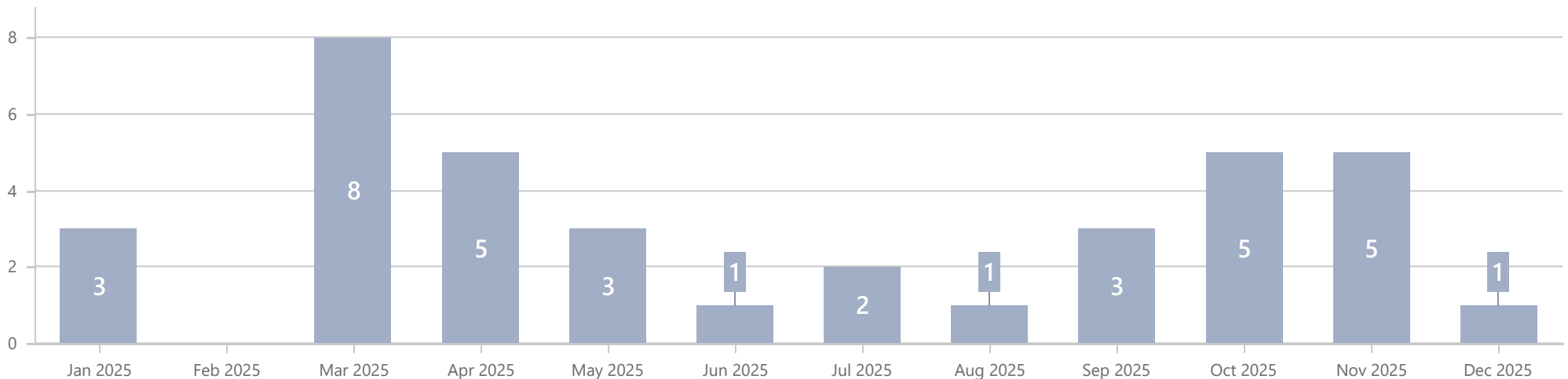


HR/LEADERSHIP CONSULTATION SERVICES - DASHBOARD



Type	Services	% of Total
Event Consultation	10	26.3%
CISM	9	23.7%
Formal Referral	8	21.1%
Engagement/ Outreach/ Promotion	11	28.9%

HR/LEADERSHIP CONSULTATION SERVICES BY MONTH



Life Advisor Well-being Service Report



ORGANIZATION EVENTS

Opportunities to increase promotion are always available to you and may include: Life Advisor Orientations for HR, Leaders, Employees / Members, Health Fair & Open Enrollment Participation, Life Advisor / Smart Manager Well-being webinars, Organization Consultations / Meetings, Promotional Planning Meetings, and more!

Date	Event Description	Delivery Mode
1/9/25	Employee Orientation	Virtual
1/30/25	First Time Manager: Leading Effectively from Day One	Virtual
3/31/25	Crisis Incident Support - Individual debrief - Other	
3/31/25	Crisis Incident Support - Group debrief - Other	Onsite
5/14/25	Q1 2025	Virtual
7/10/25	Crisis Communication: How Leaders Prepare for the Unexpected	Virtual
9/10/25	Q2 2025	Virtual
9/11/25	The Power of Letting Go: How to Focus on What Truly Matters	Virtual
10/9/25	Crisis Incident Support - Group debrief - Difficult Patient Outcome/Situation, Patient Death	Onsite
10/16/25	10 Years to Retirement: Financial Moves You Need to Make Now	Virtual
11/6/25	Crisis Incident Support - Group debrief - Difficult Patient Outcome/Situation, Employee death	Onsite
11/13/25	Move Your Body, Lift Your Mind: Physical Wellness for Emotional Wellness	Virtual
11/13/25	2025 Q3 Service Report Meeting	Virtual

PROMOTIONAL ACTIVITIES

Promotional materials are provided throughout the year to be shared within your organization to increase awareness and utilization of the Life Advisor benefit. We encourage you to share these materials via email, posting on internal websites/monitors, printing and posting to bulletin boards, etc.

- Yearly Promotional Plan - [2026 Annual Promotional Plan.pdf](#)
- January - [Employee Monthly At-A-Glance 800.pdf](#)
- February - [Employee Monthly At-A-Glance 800.pdf](#)



COMMUNICATION ACTIVITIES

Promotional Presentations (Onsite & Virtual)

- Employee Orientations
- Health and Benefit Fairs
- Open Enrollment Meetings
- Life Advisor Well-being Portal Demonstrations
- Leadership Orientations/Training
- Monthly Live Life Advisor Webinars
- Quarterly Live Leadership Webinars

Promotional Materials

- Flyers
- Posters
- Infographics
- Wallet Cards
- Home Mailings/Postcards to engage families

High Touch Support for Management

- Identify Organization Point Person to distribute promotions
- Collaboration with Well-being/Wellness and ERG Teams
- Consultations for Managers/Leaders and HR
- Work Performance/Formal Referral Consultation and Support
- Onsite/Virtual Support for Critical Incident/Traumatic Events
- Quarterly Utilization Report Meetings and ongoing Promotional Planning

Digital Promotional Materials

- Infographics, Tip Sheets
- Digital Videos and Slides for Intranet Posting
- Recorded Orientations
- Explainer Videos
- Monthly Life Advisor At-a-Glance Newsletter
- Quarterly Smart Manager Bulletin

Bay-Arenac Behavioral Health - Disbursements:

Check Number	Vendor	Amount	Location-Department	Description
EMPLOYEE RELATED				
E9908	ARQUETTE, LORI	\$ 126.00	FAMILY SUPPORT	2025/10 TRAVEL
E9909	Banaszak, Tim	\$ 47.13	ADMIN/BOARD	2026/02 TRAVEL
E9910	BICKEL, MEREDITH	\$ 62.73	OCC THERAPY	2026/02 TRAVEL
E9911	BINKLEY, CASEY	\$ 267.82	PSYCHIATRIC SERVICES	2026/01-26/02 TRAVEL
E9912	BRUNO, AMBER	\$ 212.43	BAY CHILDRENS CSM	2026/02 TRAVEL
E9913	BYRNE, RICHARD	\$ 92.80	ADMIN/BOARD	2026/02 TRAVEL
E9914	Castillo, Mariah	\$ 607.19	BAY CHILDRENS CSM	2026/01-26/03 TRAVEL
102527	CHRISTIE, AMANDA	\$ 732.89	BAY CHILDRENS	2025/12-26/02 TRAVEL
102528	Conley, Patrick	\$ 53.65	ADMIN/BOARD	2026/02 TRAVEL
E9915	COOK, BRIANNA	\$ 55.30	DD SUPPORT	2025/12 TRAVEL
E9916	Crete, Jerome T	\$ 52.20	ADMIN/BOARD	2026/02 TRAVEL
E9917	Deshano, Jennifer	\$ 142.83	DD SUPPORT	2026/02 TRAVEL
E9918	DODGE, JENNIFER	\$ 236.71	DD SUPPORT	2026/02 TRAVEL
E9919	Dunnem, Emily	\$ 479.62	MI ADULT BAY	2025/12-26/02 TRAVEL
E9920	FRIEBE, HEATHER	\$ 76.13	ARENAC ADMIN	2026/02 TRAVEL
102529	Girard, Christopher	\$ 50.75	ADMIN/BOARD	2026/02 TRAVEL
E9921	GRUSNICK, ASHLEE	\$ 179.00	FAMILY SUPPORT	2026/02 TRAVEL
E9922	HECHT, KERENSA	\$ 80.48	DD SUPPORT	2026/02 TRAVEL
E9923	HEWTTY, MARIA	\$ 166.68	HORIZON	2026/02 TRAVEL
102530	JOLES, LORI	\$ 52.20	OBRA	2026/03 TRAVEL
102531	KANICKI, CRAIG	\$ 33.35	DD SUPPORT	2026/02 TRAVEL
E9924	KING, SHELLEY	\$ 45.68	ADMIN/BOARD	2026/02 TRAVEL
E9925	KRUZELL, BRIAN	\$ 142.80	ARENAC CHILDRENS	2025/10 TRAVEL
E9926	Lemiesz, Rachel	\$ 134.92	CLINICAL ADMIN	2026/02 TRAVEL
102532	Lovell, Lea	\$ 9.28	ARENAC	2026/02 TRAVEL
E9927	MCFARLAND, PATRICK J.	\$ 42.05	ADMIN/BOARD	2026/02 TRAVEL
E9928	MCKETHER, NY'TAIZJAH	\$ 34.66	BAY CSM	2026/02 TRAVEL
102533	MROZINKSI, SALLY	\$ 176.90	ADMIN/BOARD	2026/02 TRAVEL
102534	Musselman, Amy	\$ 41.04	MI ADULT BAY	2026/02 TRAVEL
E9930	Niemiec, Kathleen	\$ 98.60	ADMIN/BOARD	2026/02 TRAVEL
E9931	NIX, HEATHER	\$ 53.65	PSYCH SERVICES	2026/02 TRAVEL
E9932	O'BRIEN, CAROLE	\$ 91.35	ADMIN/BOARD	2026/02 TRAVEL
102535	PATTEN, JOAN	\$ 218.95	DD SUPPORT	2026/02 TRAVEL
102536	PAWLAK, ROBERT	\$ 50.75	ADMIN/BOARD	2026/02 TRAVEL
E9933	Rechsteiner, Elise	\$ 38.14	RESIDENTIAL NURSING	2026/02 TRAVEL
E9934	RICKER, AMY	\$ 334.95	DD SUPPORT	2026/02 TRAVEL
E9935	ROSE, KEVIN	\$ 74.68	EAS	2026/02 TRAVEL
E9936	Roznowski, Donna	\$ 167.48	MADISON	2026/02 TRAVEL
E9937	Schneider, Maryssa	\$ 293.37	BAY CHILDRENS	2025/12 TRAVEL
E9938	Schumacher, Pamela	\$ 101.79	ADMIN/BOARD	2026/02 TRAVEL
E9939	Smith, Alexis	\$ 382.05	MI ADULT BAY	2025/10-26/02 TRAVEL

E9940	STONE, JENNIFER	\$	203.00	DD SUPPORT	2026/02 TRAVEL
102537	Stringer, Debra	\$	82.65	ACT	2026/02 TRAVEL
E9941	Strode, Eric	\$	13.27	FINANCE	2026/03 PLATES
E9942	Tenney, Ben	\$	270.57	CLINICAL ADMIN	2026/02 TRAVEL
E9943	VASCONCELOS, FLAVIA	\$	316.17	PSYCH SERVICES	2026/02 TRAVEL
E9929	WALKER, DEIDRA	\$	87.00	NURSE COORDINATOR	2026/02 TRAVEL
E9944	WATSON, MELODY	\$	274.05	DD SUPPORT	2026/02 TRAVEL
E9945	WELLS, JORDAN	\$	493.73	BAY CHILDRENS CSM	2026/02 TRAVEL

Subtotal Employee Related

\$ 8,081.42

PURCHASE ORDER INVOICES:

E9982	Insight	\$	1,725.94	HR & RR/CS	THINKPAD LAPTOPS X2
E9990	Staples	\$	7,551.13	VARIOUS	OFFICE, JANITORAL, AND VARIOUS SUPPLIES

Subtotal Purchase Orders

\$ 9,277.07

MONTHLY INVOICES-RECURRING & ROUTINE

E9975	A2Z CLEANING & RESTORATION INC.	\$	3,092.00	VARIOUS	CLEANING SERVICES
E9976	Applied Innovation	\$	115.72	VARIOUS	COPIER MAINTENANCE
E9974	APS EMPLOYMENT SERVICES, INC	\$	277.60	FINANCE	TRAINING INVOICE CLS CONSUMER
102547	Arenac Public Transit Authority	\$	278.00	ARENAC	CONSUMER TRANSPORTATION
102548	AT&T	\$	12.00	ADMIN	MONTHLY SERVICE
E9972	Bay Human Services, Inc.	\$	751.88	FINANCE	CLS SERVICES 26/01 & 26/02
102551	BLAIR, JUSTEEN CUSTODIAN	\$	501.17	HORIZON	PETTY CASH 2026/01 & 2026/02
102554	Blue Care Network	\$	10,134.84	VARIOUS	HEALTH INSURANCE
102552	BLUE CROSS BLUE SHIELD OF MICH	\$	281,207.30	VARIOUS	HEALTH INSURANCE
102553	Blue Cross Blue Shield of Michigan Dental	\$	12,406.08	VARIOUS	DENTAL INSURANCE
102555	BOWERS, ROBERT	\$	46.45	CS/RR	2026/01/21 MEETING
E9977	Bromberg & Associates, LLC	\$	50.00	RR/CS	2026/02 MAINTENANCE FEE
102556	BROWN & BROWN	\$	13,812.50	HR	INSURANCE SERVICE AGREEMENT
E9978	Calm.com, Inc.	\$	5,460.00	VARIOUS	YEARLY SUBSCRIPTION FEE FOR CALM APP
102549	CARINGI, CARLA	\$	909.00	CHILDRENS	REFLECTIVE CONSULTATION 2025/10-26/02
102558	Charter - Huron Rd	\$	125.30	HURON	INTERNET
102557	CHARTER MULHOLLAND	\$	171.34	MULH2	INTERNET AND VOICE
102559	CITY OF BAY CITY	\$	1,592.29	MADISON	UTILITIES
102560	CITY OF STANDISH	\$	95.43	ARENAC	WATER/SEWER BILLING
E9979	Clean Team, Inc.	\$	2,156.00	ARENAC	CLEANING SVCS 26/02 +JANITOR SUPPLIES 26/01-26/02
102561	Consumers Energy	\$	784.96	MADISON	UTILITIES-GAS
102562	COVENANT OCCUPATIONAL HEALTH	\$	910.00	VARIOUS	EMPLOYEE PHYSICALS, LABS
E9980	FLEX ADMINISTRATORS INC	\$	447.00	VARIOUS	H.S.A. ADMIN FEE
102564	GREAT LAKES HYDROSEEDING	\$	1,115.00	MADISON	2026/02 SNOW REMOVAL SERVICES
102565	Greater Bay Transport Company	\$	618.90	VARIOUS	CONSUMER TRANSPORTATION
E9981	HOSPITAL PSYCHIATRY PLLC	\$	50,916.67	VARIOUS	PROFESSIONAL MEDICAL SERVICES 2026/02
E9983	Iris Telehealth Medical Group, PA	\$	75,549.00	MADISON	PROFESSIONAL MEDICAL SERVICES 2026/02
E9984	KING COMMUNICATIONS	\$	163.80	VARIOUS	ANSWERING SERVICES
102566	KONICA MINOLTA BUSINESS SOLUTIONS	\$	75.78	VARIOUS	COPIER MAINTENANCE
102567	Lathia, Mukesh	\$	224.25	MADISON	PROFESSIONAL MEDICAL SERVICES 2026/02

102568	LaValle, Aaron	\$	25.00	CS/RR
102550	MCLAREN BAY REGION	\$	17,335.00	MULHOLLAND
102569	McLaren LTC Pharmacy	\$	1,366.69	FINANCE
102570	McLaren MDCD Health Plan	\$	158.35	FINANCE
102571	MEDICARE PLUS BLUE PPO	\$	25,229.25	VARIOUS
102572	Meridian Health Plan	\$	508.14	FINANCE
102573	MICH DEPT OF HEALTH & HUMAN SERVICES	\$	18,912.50	ADMIN
102574	Mobility Works	\$	431.19	NBAY
102575	Molina Healthcare of Michigan	\$	441.27	FINANCE
E9985	MOVVA, USHA	\$	13,200.00	MADISON
E9986	NETSOURCE ONE, INC.	\$	450.00	IS
E9987	New Dimensions, Inc.	\$	1,611.00	NBAY
102576	NEW IMAGE LAWN CARE &	\$	450.00	HORIZON
102577	ORKIN EXTERMINATING CO, INC.	\$	212.22	VARIOUS
102578	PETERS, JUSTIN	\$	53.70	CS/RR
102579	PITNEY BOWES - ARENAC	\$	222.81	ARENAC
102580	PITNEY BOWES - MADISON	\$	200.88	MADISON
102581	PITNEY BOWES MULHOLLAND 2	\$	246.27	MULH2
102582	PITNEY BOWES MULHOLLAND 3	\$	430.02	MULH3
102583	PITNEY BOWES NORTH BAY	\$	421.08	NBAY
102584	PRIME BROTHERS	\$	478.00	HORIZON
E9988	PRO-SCAPE, INC.	\$	595.00	ARENAC
102585	PROTEC COLLISION INC	\$	1,404.12	NBAY
102546	RAVAL, KAUSHIK	\$	175.00	MADISON
E9989	RESERVE ACCOUNT	\$	1,700.00	VARIOUS
102586	Rodriguez, Dakota	\$	12.50	CS/RR
102587	RURAL WISCONSIN HEALTH COOP	\$	325.46	HR
102588	Saginaw County Clerk	\$	32.00	MADISON
E9973	SAGINAW PSYCHOLOGICAL SERVICES	\$	308.00	ADMIN
102589	SATKOWIAK SNOW PLOWING	\$	1,000.00	NBAY
102590	Smart Source, LLC	\$	175.00	MULH2
E9991	STATE OF MICHIGAN DEPT OF COMM HEALTH A	\$	16,104.27	FINANCE
102563	Thryv	\$	81.71	ADMIN
102591	US POSTAL SERVICE BAY CITY	\$	1,000.00	MULH2
E9992	V.O.I.C.E., INC.	\$	353.65	RR/CS
E9993	Walgreen Co	\$	3,043.99	FINANCE
102592	WASTE MANAGEMENT OF MICHIGAN	\$	344.06	VARIOUS
E9994	Waystar Health - ZirMed, Inc.	\$	524.02	FINANCE
102593	XEROX CORPORATION	\$	522.39	VARIOUS
E9995	YEO & YEO CPAs & BUSINESS CONS	\$	7,300.00	ADMIN
E9996	Yeo & Yeo Technology	\$	90.00	FINANCE
E9997	ZOOM VIDEO COMMUNICATIONS INC	\$	735.09	VARIOUS
	Subtotal Routine, Etc.	\$	582,209.89	
	Total Monthly Checks	\$	599,568.38	

SPECIAL CHECK REQUESTS:

E10030	ARENAC OPPORTUNITIES, INC	\$	2,576.75	FINANCE
102598	AT&T	\$	2,448.09	VARIOUS

CLERICAL SERVICES
MONTHLY RENT
PRESCRIPTION PAYMENT
MCLAREN MDCD PYMT MADE ON MDCD CONSUMERS
HEALTH INSURANCE
MDCD MERIDIAN PYMT MADE ON MDCD CONSUMERS
DONATED FUNDS AGREEMENT
INNER BARRIER SWITCH REPLACEMENT
REIMBURSMT FOR MOLINA MDCD PYMT IN ERROR
PROFESSIONAL MEDICAL SERVICES 2026/02
MONTHLY BILLING 26/03
25/07 AND 25//08 COURIER SERVICES
SNOW REMOVAL SERVICES 2026/02
PEST CONTROL SERVICES
2026/01 PER DIEM/TRAVEL
POSTAGE MACHINE LEASE
POSTAGE MACHINE LEASE
POSTAGE MACHINE LEASE
POSTAGE MACHINE LEASE
POSTAGE MACHINE LEASE
TWIN MATTRESS
SNOW REMOVAL SERVICES 2026/02
OIL CHANGE X3, TIRES, BLINKER REPAIR, TIRE REPAIR
2026/01/08, 2026/02/18 SERVICES
POSTAGE MACHINE REFILL
CLERICAL SERVICES
CREDENTIALING SERVICES
DEATH CERTIFICATES
SPSI FOR DBT PHONE COACHING
SNOW REMOVAL SERVICES 2026/02
REGULAR ENVELOPES NO LOGO
STATE FACILITY DAYS-NOV 2026 & DEC 2026
YELLOW PAGES LISTINGS 2026/03/26-2026/03/31
BUSINESS REPLY MAIL POSTAGE
INTERPRETER SERVICES
JAIL AND OTHER MEDS 26/01-26/02
GARBAGE REMOVAL
CLAIMS MANAGEMENT FEES
COPIER MAINTENANCE
ANNUAL AUDIT FEES
REMOTE SUPPORT
TELECONFERENCE SERVICES

SE OUTCOME 2026/01
FIBER CIRCUITS

102599	BAY COUNTY DEPT OF WATER/SEWER	\$	1,001.37	HORIZON	WATER AND SEWER
102602	Charter 14th Street	\$	125.30	14TH STREET	INTERNET
102601	Charter Harold St	\$	125.30	HAROLD	INTERNET
102600	CHARTER MADISON	\$	552.37	MADISON	TV, INTERNET, AND PHONE
102603	DEARBORN LIFE INSURANCE COMPANY	\$	16,080.01	ADMIN	2026/04 PREMIUM SPECIALTY BENEFITS
E10031	DO-ALL, INC.	\$	7,014.01	FINANCE	SE OUTCOME 2026/01
102605	GARBER CDJR	\$	38,935.00	FINANCE	PURCHASE OF VOYAGER
E10029	MICHIGAN COMMUNITY SERVICES IN	\$	483.79	PARKER HOME	REIMBURSEMENT FOR WALL REPAIRS
102606	Mid Michigan NAP	\$	15.00	ADMIN	SMCRAE NATL ASSN OF PARLIAMENTARIANS DUES
E10032	New Dimensions	\$	5,715.50	FINANCE	SE OUTCOME 2026/02
E10033	RESERVE ACCOUNT	\$	200.00	MADISON	PREPAID POSTAGE
E10034	RINGCENTRAL INC	\$	70.70	IS	INBOUND CALLS
102607	VERIZON WIRELESS	\$	598.85	VARIOUS	WIRELESS SERVICES
E10035	WEX BANK	\$	4,321.49	VARIOUS	AGENCY GAS
E10036	YEO & YEO CPAs & BUSINESS CONS	\$	11,800.00	ADMIN	ANNUAL AUDIT FEES
	Subtotal special checks 03/27/2026		\$ 92,063.53		
102614	Consumers Energy	\$	982.95	NBAY	UTILITIES-ELECTRIC
102614	Consumers Energy	\$	788.00	NBAY	UTILITIES-GAS
102614	Consumers Energy	\$	989.00	ARENAC	UTILITIES-GAS AND ELECTRIC
102614	Consumers Energy	\$	39.57	NBAY	UTILITIES-BARN
E10067	HAMPTON AUTO REPAIR	\$	74.17	HAROLD	OIL CHANGE
E10067	HAMPTON AUTO REPAIR	\$	624.20	HAROLD	TIRE INSTALLATION BUNDLE
E10067	HAMPTON AUTO REPAIR	\$	417.81	HORIZON	REMOVAL AND REPLACEMENT OF BRAKE PADS
102615	MENARDS	\$	2.99	MRT	WASHER FLUID
E10068	NETSOURCE ONE, INC.	\$	1,417.00	IS	MONTHLY BILLING 26/03
E10069	PETER CHANG ENTERPRISES, INC.	\$	23,321.36	ADMIN	MONTHLY MAINTENANCE FEE
E10070	RICHARDSON	\$	1,878.97	NBAY	BRAKE/ROTORS, DIAGNOSIS, FUEL VAPOR
E10071	RINGCENTRAL INC	\$	112.20	IS	ADDITIONAL LINE PURCHASE
	Subtotal special checks 04/03/2026		\$ 30,648.22		
102625	CHARTER ARENAC	\$	231.64	ARENAC	INTERNET AND VOICE
102623	CHARTER HORIZON	\$	380.55	HORIZON	TV, INTERNET AND VOICE
102624	CHARTER NORTH BAY	\$	162.99	NBAY	INTERNET AND PHONE
102626	Consumers Energy	\$	588.88	HORIZON	UTILITIES-ELECTRIC & GAS
102627	HOLLYWOOD TAXI LLC	\$	436.75	EAS	TAXI SERVICES FOR CONSUMERS
102628	VERIZON WIRELESS	\$	9,747.50	VARIOUS	WIRELESS SERVICES
	Subtotal special checks 04/10/2026		\$ 11,548.31		
	Total Weekly Checks		\$ 134,260.06		

CREDIT CARD PURCHASES:

Payee	Amount Paid	Dept	Description
KROGER #635	\$ 157.29	HORIZON	GROCERIES
KROGER #635	\$ 279.69	HORIZON	GROCERIES
ALDI 67058	\$ 125.00	HORIZON	GROCERIES
WAL-MART #1752	\$ 180.82	HORIZON	SUPPLIES
KROGER #635	\$ 27.54	HORIZON	GROCERIES

KROGER #635	\$	349.58	HORIZON	GROCERIES
KROGER #635	\$	281.26	HORIZON	GROCERIES
ALDI 67058	\$	199.78	HORIZON	GROCERIES
WAL-MART #1752	\$	90.88	HORIZON	SUPPLIES
KROGER #635	\$	358.05	HORIZON	GROCERIES
KROGER #635	\$	183.34	HORIZON	SUPPLIES
ALDI 67058	\$	170.08	HORIZON	GROCERIES
WM SUPERCENTER #1752	\$	59.36	HORIZON	SUPPLIES
KROGER #635	\$	8.75	HORIZON	GROCERIES
KROGER #635	\$	119.08	HORIZON	GROCERIES
KROGER #635	\$	266.54	HORIZON	GROCERIES
KROGER #635	\$	139.46	HORIZON	GROCERIES
WAL-MART #1752	\$	210.34	HORIZON	SUPPLIES
KROGER #635	\$	35.03	HORIZON	GROCERIES
KROGER #635	\$	152.36	HORIZON	GROCERIES
KROGER #635	\$	309.97	HORIZON	GROCERIES
ALDI 67058	\$	159.99	HORIZON	GROCERIES
MICROSOFT-G145574710	\$	9.01	IS	AZURE SUBSCRIPTION
ADOBE INC	\$	19.99	IS	ACROBAT SUBSCRIPTION T ADLER/JESSE
MICROSOFT#G145289914	\$	16.43	IS	AZURE SUBSCRIPTION
WEB BLUEHOST.COM	\$	129.60	IS	STORAGE SPACE INCREASE
AMAZON MKTPL BD6C57JL2	\$	64.97	MULH3	ISOPROPYL ALCOHOL
MIPEERS TRAINING	\$	50.00	MI ADULT BAY	MDHHS ETHICS TRAINING A. MUSSELMAN
GRAND TRAVERSE RESORT	\$	159.00	BOARD/ADMIN	HOTEL IO CONFERENCE M. ROZEK
GRAND TRAVERSE RESORT	\$	159.00	FINANCE	HOTEL IO CONFERENCE S. GUNSELL
GRAND TRAVERSE RESORT	\$	159.00	FINANCE	HOTEL IO CONFERENCE M. PERRY
EB UNDERSTANDING AND	\$	96.81	CHILDRENS SVCS	UNDERSTANDING & TREATING ANIXETY J. HISTED
EB UNDERSTANDING AND	\$	96.81	CHILDRENS SVCS	UNDERSTANDING & TREATING ANIXETY A. AHO
NPDB NPDB.HRSA.GOV	\$	2.50	FINANCE	CREDENTIALING SERVICES
AMAZON.COM BP6SU3310	\$	59.18	BOARD/ADMIN	COFFEE PACKETS
AMAZON MKTPL BD6PH46D2	\$	14.99	MI ADULT BAY	IPHONE CASE
ADOBE INC	\$	19.99	IS	ACROBAT SUBSCRIPTION FOR L MEADS
AMAZON MKTPL BP6NR7D90	\$	29.39	MADISON	SOAP DISPENSER KEYS
AMAZON MKTPL BP5V74DP0	\$	21.49	MULH3	WIRELESS DOOR CHIME
COMMUNITY MENTAL HEALTH	\$	30.00	CLINICAL ADMIN	COD: PERSON-CENTERED PLANNING J. HAHN
KELLOGG HOTEL	\$	297.46	OBRA	HOTEL CONFERENCE L. JOLES
NPDB NPDB.HRSA.GOV	\$	2.50	FINANCE	CREDENTIALING SERVICES
ADOBE INC	\$	19.99	BI	ACROBAT SUBSCRIPTION B BECK
SAGE SOFTWARE INC	\$	808.00	FINANCE	SAGE 100 SOFTWARE
LANSING COMMUNITY COLL	\$	260.00	OBRA	MENTAL HEALTH & AGING CONFERENCE L. JOLES
COMMUNITY MENTAL HEALTH	\$	60.00	ARENAC	TREATMT OF PTSD R.LOBODZINSKI
INDEED USI26-02162745	\$	501.15	HR	INDEED JOB POSTING
AMAZON MKTPL B56AX2451	\$	79.85	MADISON	BURN CREAM AND WEEKLY PILL ORGANIZER (X10)
SCR ALLEGRO	\$	57.55	MADISON	20G SAFETY NEEDLES X3
BC BRIDGE WEB PAYMENT	\$	2,000.00	VARIOUS	LIBERTY BRIDGE CROSSING
NPDB NPDB.HRSA.GOV	\$	272.50	HR	109 STAFF RENEWALS
NPDB NPDB.HRSA.GOV	\$	2.50	FINANCE	CREDENTIALING SERVICES
NPDB NPDB.HRSA.GOV	\$	2.50	FINANCE	CREDENTIALING SERVICES
COMMUNITY MENTAL HEALTH	\$	50.00	CLINICAL ADMIN	SELF-D CONFERENCE B. TENNEY
COMMUNITY MENTAL HEALTH	\$	50.00	NBAY	SELF-D CONFERENCE S. ROOKER
COMMUNITY MENTAL HEALTH	\$	30.00	MI ADULT ARENAC	CO-OCCURING DISORDERS M. BANIEL

AMAZON MKTPL BC2TK6TV2	\$	39.79	ACT
ADOBE INC	\$	254.27	BI
GREAT WOLF LDG TRAVERS	\$	119.38	CLINICAL ADMIN
GREAT WOLF LDG TRAVERS	\$	119.38	NBAY
DNH GODADDY#4051576414	\$	499.99	IS
SQ MICHIGAN ASSOCIATION	\$	450.00	FINANCE
AMAZON MKTPL BG4UN51D1	\$	46.99	MADISON
AMAZON MKTPL BG53T5N90	\$	121.49	FINANCE
AMAZON MKTPL BG53T5N91	\$	121.50	BOARD/ADMIN
INTUIT TSHEETS	\$	278.00	HORIZON
INDEED USI26-02716746	\$	467.63	HR
ADOBE INC	\$	15.89	IS
AMAZON MKTPL B775S5TU2	\$	6.27	MI ADULT BAY
GRAND TRAVERSE RESORT	\$	159.00	IS
AMAZON.COM BC0W02F20	\$	128.66	HR
	\$	12,324.59	

MAGNETIC WHITEBOARD
ACROBAT SUBSCRIPTION S HOLSINGER & J LOUKS
SELF-D CONFERENCE B. TENNEY
SELF-D CONFERENCE S. ROOKER
SSL CERTIFICATE RENEWAL
MARO CONFERENCE A.PATTERSON & N.KONWINSKI
POSTAGE INK CARTRIDGES
GUEST OFFICE CHAIRS K. WHITE
GUEST OFFICE CHAIRS C. PINTER
T-Sheet scheduling & timekeeping software HH
INDEED JOB POSTING
ACROBAT SUBSCRIPTION J HAHN
IPHONE CHARGER
LODGING IO CONFERENCE G. LIETZOW
OFFICE CHAIR FOR A.ROYCE

						Healthcare Claims Summary
	Check Dates	3/20/2026	3/27/2026	4/3/2026	4/10/2026	Totals
44NOR 44 NORTH						-
5015 Michigan BH JV LLC						-
5019 CMH for Clinton-Eaton						-
5020 Calhoun County CMH Authority						-
5037 CMH for Central Michigan			649.80			649.80
5044 Lapeer County CMH						-
5057 Mid-State Health Network						-
5059 Montcalm Care Network						-
5063 Network 180						-
5065 AuSable Valley CM						-
5070 CMH of Ottawa County						-
5073 Saginaw County CMH						-
5079 Tuscola Behavioral Health						-
5090 Turning Leaf Behavioral Health						-
5111 Augres Care Center, Inc				3,842.14		3,842.14
5120 Starfish Family Service						-
5125 New Oakland Family Center						-
5130 Flatrock Manor - Burton East		1,545.00		84,070.78		85,615.78
5167 Safehaus, Inc						-
5171 Havenwyck Hospital			21,624.63	6,581.47		28,206.30
5181 Lighthouse, Inc.		126.00	64,889.81			65,015.81
5230 Hope Network Behavioral				39,965.83		39,965.83
5240 Hope Network Southeast						-
5240 New Hope Southeast				129,447.29		129,447.29
5260 Hope Network New Passages						-
5281 Beacon Specialized Living						-
5270 Lucia House						-
5272 Fitzhugh House, LLC			8,883.65	13,603.64		22,487.49
5275 Owen's AFC						-
5283 Arnold Center, Inc.		13,713.44		49,492.34	15,366.44	78,572.22
5284 Rose Hill Center					23,653.00	23,653.00
5290 Alternative Services						-
5310 Bay Human Services		214,553.47	1,511.14		189,393.08	405,457.67
5340 Mid-Michigan Specialized Residential LLC					32,713.68	32,713.68
5360 Michigan Community Services		71,962.51	63,460.22	1,044.58	227,937.85	364,405.16
5390 Central State Community Services				1,445.22	30,203.05	31,648.27
5410 Valley Residential Services				4,436.05		4,436.05
5430 Whaley Residential						-
5450 Liberty Living, Inc.		34,481.46	38,427.57	39,907.30	34,669.82	147,486.15
5465 Superior Care of Michigan LLC					13,000.20	13,000.20
5470 Pat's Place		25,692.92				25,692.92
5472 Closer to Home, LLC					16,767.44	16,767.44
5475 North Shores Center LLC						-
5480 Disability Network						-
5486 Phillips - Lifeline						-
5495 Samarites						-
5501 Lansing Senior Partners, LLC						-
5502 Munson Medical Center						-
5505 St. Mary's of MI Guardian angel ...						-
5507 Ascension Providence Hospital						-
5510 Healthsource Saginaw		11,998.80	85,708.80	61,730.00	41,450.40	200,888.00
5511 McLaren Bay Region		103,432.88	46,746.00	27,103.91	35,139.00	212,421.79
5512 McLaren Regional Medical Ctr						-
5515 McLaren Oakland						-
5517 McLaren Greater Lansing						-
5521 MidMichigan Regional Med Ctr				3,124.05		3,124.05
5524 My Michigan Medical Center Midland						-
5525 Pine Rest Christian Hospital		9,665.00	10,467.00	1,738.00	19,958.23	41,826.23
5526 My Michigan Medical Center Alma						-
5527 Hurley Medical Center						-
5529 Forest View Hospital						-
5531 Owosso Memorial Health						-
5532 Sparrow Hospital/St. Lawrence						-
5534 St Mary Mercy Hospital						-
5535 St Mary's Medical Center						-
5537 McLaren Pt Huron Hospital						-
5539 Cedar Creek Hospital		4,516.00				4,516.00
5544 Henry Ford Kingswood Hospital						-
5555 Lapeer Regional Hospital						-
5556 PHC of Michigan - Harbor Oaks			16,480.00	14,960.00	18,480.00	51,920.00
5557 Alpena General Hospital					1,065.04	1,065.04
5557 MidMichigan Health - Alpena						-
5559 U of M Hospital						-
5562 ProMedica Monroe Regional Hosp						-
5567 BCA Stonecrest Center						-
5569 War Mem'l Hosp Behavioral Health						-
5570 Moriah Incorporated						-
5571 Behavioral Center of MI						-
5580 Doctors Behavioral Hospital LLC						-
5582 Neurobehavioral Hospital LLC						-
5584 RiverCrest Specialty Hospital, LLC						-
5602 MPA Group NFP, Ltd		31,864.85	39,125.78	29,362.24	28,370.11	128,722.98
5604 List Psychological Services		2,369.83	1,156.88	3,366.95	1,952.08	8,645.74
5610 Apex Psychological & Behavioral					855.00	855.00
5615 Saginaw Psychological Services		26,889.22	28,419.22	21,270.73	28,606.09	105,185.26

	Check Dates	3/20/2026	3/27/2026	4/3/2026	4/10/2026	Totals
5619	Northeastern Michigan CMH					-
5628	Genesee Health System					-
5629	Training & Treatment Inc					-
5634	North Country CMH					-
5645	Paramount Rehabilitation	10,000.40	5,273.88	6,035.64		21,309.92
5650	Oakland Family Services					-
5690	MBPA					-
5702	Arenac Opportunities, Inc		12,346.83	11,117.04		23,463.87
5703	Do-All Inc	6,986.61	6,019.62	6,566.83	6,512.71	26,085.77
5704	New Dimensions	21,704.64		369.75		22,074.39
5705	Touchstone Services	10,885.25	9,209.55	10,550.25	10,504.50	40,949.55
5707	Winningham, Linda Jo	1,997.00	1,075.00	916.00	437.00	4,425.00
5709	Nutrition for Wellness	1,183.90	407.50	2,152.10	187.50	3,931.00
5710	Raphael, Ann Marie					-
5717	Kadima Jewish Support Services					-
5719	Wilson, Stuart T	79,608.77	94,885.79	91,354.75	70,964.58	336,813.89
5720	Consumer Direct Michigan, LLC					-
5724	Chores R Us, Inc					-
5725	Christian Home Svcs, Inc					-
5726	MidMichigan Home Care					-
5729	CareBuilders at Home, LLC	17,004.98	18,563.12	19,621.36	14,245.48	67,434.92
5730	Brooklier, Kara					-
5731	Autism Systems LLC	9,076.00		3,500.75		12,578.75
5735	Affordable Nursing					-
5736	Centria Healthcare LLC	46,210.00	46,836.50		151,678.50	246,525.00
5737	Reder, Joyce					-
5738	Autism Centers of Michigan					-
5739	ABA Pathways, LLC					-
5741	North Shore Health Services					-
5742	Helping Hand Nursing Services					-
5745	Personal Assistance Options, Inc.					-
5750	Children's Therapy					-
5752	Easter Seals - Michigan					-
5754	Flourish Services, LLL	43,322.79	43,984.57	44,576.47	44,611.36	176,495.21
5755	Game Changer Pediatric Therapy Services	50,818.00	45,319.00	50,780.00	54,799.00	201,716.00
5757	Spectrum Autism Center	65,893.50	32,395.50	34,845.00	36,181.50	169,315.50
5760	Encompass Therapy Center	120,430.08	70,482.28	62,577.44	71,813.88	345,313.68
5762	TRAC Therapy Research Autism Center					-
5765	Acom Health of Michigan					-
5770	Mercy Plus Healthcare		20,861.90	57,022.78		77,884.68
5771	Positive Behavior Supports Coordination		9,508.50	6,840.00		16,348.50
5777	Arc of Bay County			150.00		150.00
5802	Saginaw Medical Services, Inc.					-
5850	GBT Institute of Michigan					-
5952	Healthy Transitions LLC					-
5954	Autism and Neurodiversity Services LLC		520.00	640.00		1,160.00
5955	Healing with Heart	100.00	100.00	100.00	100.00	400.00
5957	Bay City CRU	8,125.00		10,000.00	6,250.00	24,375.00
5958	Westwood Specialized Residential					-
5959	Serenity House Residential Care Services					-
5960	McLaren Health Management Group	232.47				232.47
5967	APS Employment Services, Inc		10,588.50	4,837.26	4,926.22	20,351.98
5968	Bronson Behavioral Health Hospital					-
5970	Kalamazoo Behavioral Health Hospital					-
	Better Living AFC LLC	20,731.72			22,895.97	43,627.69
	Blue Care Network					-
	Camp Fish Tales					-
	Catholic Family Services					-
	DOW Bay Area Family Y					-
	Hickory Hollow Spec Res, LLC					-
	Humana Healthcare					-
	Huron Behavioral Health					-
	Keith Specialized Residential Services LLC				78,105.12	78,105.12
	Maplewood Pharmacy					-
	Maxim Healthcare Svcs, Inc					-
	McLaren Medicaid					-
	McLaren Pharmacy Services					-
	Medicare					-
	Medicare Part B					-
	Meridian Health Plan					-
	Mid-Michigan Children's					-
	Molina Healthcare of MI					-
	Montclair Specialized Residential				78,105.12	78,105.12
	Noble Pathways Pediatric Therapy		480.00		9,972.00	10,452.00
	Northern Lakes CMH					-
	Paramount Children Therapy Center inc.	24,640.50	25,463.50	26,421.00	24,484.50	101,029.50
	Recovery Pathways, LLC					-
	Samaritas					-
	Serenity Bay Health PLLC	13,650.00	3,250.00	1,950.00		18,850.00
	Spectrum Health Hospitals					-
	State of Michigan inpatient					-
	State of Michigan Dept of Comm Hlth					-
	Walgreens Company					-
	YMCA Camp Timbers					-
	YWCA Camp Meadows					-
	Totals	1,107,184.99	884,752.02	731,903.79	1,723,666.76	4,447,717.56

**Bay-Arenac Behavioral Health
Financial Statements
For Period Ending 3/31/2026**

Certified for Accuracy


Accounting Manager


Chief Financial Officer

Bay-Arenac Behavioral Health Statement of Net Assets

Bay-Arenac Behavioral Health Consolidated Income Statement:

By Month to Date

By Year to Date

Bay-Arenac Behavioral Health Reconciliation of Fund Balance:

Bay-Arenac Behavioral Health Reconciliation of Unreserved Fund Balance:

Bay-Arenac Behavioral Health Fund Balance Summary:

Bay-Arenac Behavioral Health Cash Flow Statement

Bay-Arenac Behavioral Health Projected Cash Flows

**Bay Arenac Behavioral Health
Statement of Net Assets**

Column Identifiers		
A	B	C

		Mar 31, 2026	Sept 30, 2025	
1	ASSETS			
2	<u>Current Assets</u>			
3	Cash and cash equivalents	\$7,147,946.32	\$4,977,204.09	
4	Consumer and insurance receivables	227,404.05	222,608.46	
5	Due from other governmental units	2,901,826.15	7,373,116.91	
6	Contract and other receivables	216,342.23	204,672.26	
7	Interest receivable	0.00	0.00	
8	Prepaid items	734,326.18	550,641.43	
9	Total Current Assets	11,227,844.93	13,328,243.15	(3+4+5+6+7+8)
10	Noncurrent Assets			
11	<u>Cash and cash Equivalents - restricted</u>			
12	Restricted for compensated absences	1,543,389.02	1,534,594.77	
13	Restricted temporarily - other	80,758.85	96,790.49	
14	Cash and Cash Equivalents - restricted	1,624,147.87	1,631,385.26	(12+13)
15	<u>Capital Assets</u>			
16	Capital assets - land	424,500.00	424,500.00	
17	Capital assets - depreciable, net	6,340,427.75	6,176,859.27	
18	Capital assets - construction in progress	-	-	
19	GASB 87 Right to Use Bldg	2,065,688.58	2,065,688.58	
20	GASB 87 Accum Depr, Lease Amortization	(723,744.92)	(723,744.92)	
21	Accumulated depreciation	(4,117,223.28)	(4,067,067.78)	
22	Capital Asset, net	3,989,648.13	3,876,235.15	(16+17+18+19+20+21)
23	Total Noncurrent Assets	5,613,796.00	5,507,620.41	(14+22)
24	TOTAL ASSETS	16,841,640.93	18,835,863.56	(9+23)
25	LIABILITIES			
26	<u>Current Liabilities</u>			
27	Accounts payable	0.00	4,328,966.97	
28	Accrued wages and payroll related liabilities	432,649.31	512,532.84	
29	Other accrued liabilities	3,613,421.99	837,694.56	
30	Due to other governmental units	219,350.19	185,683.11	
31	Deferred Revenue	2,431.44	3,948.13	
32	Current portion of long term debt	17,280.78	17,280.78	
33	Other current liabilities	-	-	
34	Total Current Liabilities	4,285,133.71	5,886,106.39	(27+28+29+30+31+32+33)
35	<u>Noncurrent Liabilities</u>			
36	Long term debt, net of current portion	204,214.08	212,854.20	
37	GASB 87 Noncurrent Lease Liability	1,209,473.08	1,209,473.08	
38	Compensated absences	1,413,214.06	1,587,891.24	
39	Total Noncurrent Liabilities	2,826,901.22	3,010,218.52	(36+37+38)
40	TOTAL LIABILITIES	7,112,034.93	8,896,324.91	(34+39)
41	NET ASSETS			
42	<u>Fund Balance</u>			
43	Restricted for capital purposes	3,966,653.00	3,966,653.00	
44	Unrestricted fund balance - PBIP	3,258,465.99	3,258,465.99	
45	Unrestricted fund balance	2,504,487.01	2,714,419.66	
46	Total Net Assets	\$9,729,606.00	\$9,939,538.65	(43+44+45) and (24-40)

Bay Arenac Behavioral Health
For the Month Ending March 31, 2026
Summary of All Units

		Column Identifiers					
A	B	C	D	E (C-D)	F (C / D)	G	
	March Actual	2026 YTD Actual	2026 YTD Budget	Variance	% to Budget	2026 Monthly Budget	
Income Statement							
1	REVENUE						
2	Risk Contract Revenue						
3	Medicaid Specialty Supports & Services	4,804,441.25	28,273,162.33	28,739,808.00	(466,645.67)	98%	4,789,968.00
4	Medicaid Autism	1,412,184.18	7,535,468.89	5,803,444.50	1,732,024.39	130%	967,240.75
5	State Genl Fund Priority Population	135,504.00	813,027.00	813,027.00	0.00	100%	135,504.50
6	GF Shared Savings Lapse	0.00	0.00	0.00	0.00	0%	0.00
7	Total Risk Contract Revenue	6,352,129.43	36,621,658.22	35,356,279.50	1,265,378.72	104%	5,892,713.25 (3+4+5+6)
8	Program Service Revenue						
9	Medicaid, CWP FFS	0.00	0.00	0.00	0.00	0%	0.00
10	Other Fee For Service	33,799.10	203,742.54	195,067.00	8,675.54	104%	32,511.17
11	Total Program Service Revenue	33,799.10	203,742.54	195,067.00	8,675.54	104%	32,511.17 (9+10)
12	Other Revenue						
13	Grants and Earned Contracts	143,412.10	833,621.26	918,490.00	(84,868.74)	91%	153,081.67
14	SSI Reimbursements, 1st/3rd Party	7,752.50	39,533.00	36,912.00	2,621.00	107%	6,152.00
15	County Appropriation	65,587.83	393,526.98	393,527.25	(0.27)	100%	65,587.87
16	Interest Income - Working Capital	18,149.60	87,757.92	131,898.50	(44,140.58)	67%	21,983.08
17	Other Local Income	875.43	8,807.46	225,008.00	(216,200.54)	4%	37,501.33
18	Total Other Revenue	235,777.46	1,363,246.62	1,705,835.75	(342,589.13)	80%	284,305.96 (13+14+15+16+17)
19	TOTAL REVENUE	6,621,705.99	38,188,647.38	37,287,182.25	931,465.13	103%	6,209,530.37 (7+11+18)
20	EXPENSE						
21	SUPPORTS & SERVICES						
22	Provider Claims						
23	State Facility - Local portion	13,764.27	81,626.27	77,262.00	(4,364.27)	106%	12,877.00
24	Community Hospital	482,212.78	3,320,189.37	3,832,666.00	512,476.63	87%	638,777.67
25	Residential Services	1,362,761.88	8,483,923.81	7,362,044.50	(1,121,879.31)	115%	1,227,007.42
26	Community Supports	2,752,685.36	14,589,288.34	13,580,372.00	(1,008,916.34)	107%	2,263,395.33
27	Total Provider Claims	4,611,424.29	26,475,027.79	24,852,344.50	(1,622,683.29)	107%	4,142,057.42 (23+24+25+26)
28	Operating Expenses						
29	Salaries	1,247,752.51	7,284,538.06	7,408,908.00	124,369.94	98%	1,234,818.00
30	Fringe Benefits	425,654.29	2,420,971.32	2,435,462.50	14,491.18	99%	405,910.42
31	Consumer Related	2,473.91	21,488.94	12,376.00	(9,112.94)	174%	2,062.67
32	Program Operations	173,673.41	950,265.09	827,176.72	(123,088.37)	115%	137,862.79
33	Facility Cost	42,500.29	354,444.27	259,931.00	(94,513.27)	136%	43,321.83
34	Purchased Services	1,134.50	5,793.19	11,189.00	5,395.81	52%	1,864.83
35	Other Operating Expense	85,316.15	705,419.23	926,212.53	220,793.30	76%	154,368.75
36	Local Funds Contribution	17,906.00	107,436.00	107,433.50	(2.50)	100%	17,905.58
37	Interest Expense	582.36	3,651.64	3,845.00	293.36	92%	640.83
38	Depreciation	13,013.19	69,644.50	80,162.00	10,517.50	87%	13,360.33
39	Total Operating Expenses	2,010,016.61	11,923,552.24	12,072,696.25	149,144.01	99%	2,012,116.04 (29+30+31+32+33+34+35+36+37+38)
40	TOTAL EXPENSES	6,621,440.90	38,398,580.03	36,925,040.75	(1,473,539.29)	104%	6,154,173.46 (27+39)
41	NET SURPLUS/(DEFICIT)	265.09	(209,932.65)	332,141.50	(542,074.16)	-63%	55,356.92 (19-40)
42	Notes:						
43	Medicaid Revenue includes an accrual for additional funds if a (shortage) exists/reduction of funds if a surplus exists from/to Mid-State Health Network as follows:						
44	BASED ON PEPM FUNDING:						
45	Net Medicaid (shortage): (\$5,136,264)						
46	Medicaid (shortage): (\$1,527,745)						
47	Healthy Michigan (shortage): (\$862,797)						
48	Autism (shortage): (\$2,645,722)						
49	BASED ON APPROVED BUDGET:						
50	Net Medicaid shortage: (\$1,810,870)						
51	Medicaid shortage: (\$570,758)						
52	Healthy Michigan surplus: \$300,219						
53	Autism (shortage): (\$1,340,331)						

**BAY-ARENAC BEHAVIORAL HEALTH
RECONCILIATION OF FUND BALANCE
AS OF MARCH 31, 2026**

	TOTALS
Fund Balance 09/30/2025	9,939,538.65
Net (loss)/income March 2026	(209,932.65)
Net Increase/(Decrease) Funds Restricted for Capital Purposes	-
Calculated Fund Balance 3/31/2026	9,729,606.00
Statement of Net Assets Fund Balance 3/31/2026	9,729,606.00
Difference	-

**BAY-ARENAC BEHAVIORAL HEALTH
RECONCILIATION OF UNRESTRICTED FUND BALANCE
AS OF MARCH 31, 2026**

	<u>TOTALS</u>
Unrestricted Fund Balance 9/30/2025	5,972,885.65
Net (loss)/income March 2026	(209,932.65)
Increase/Decrease in net assets	-
Calculated Unrestricted Fund Balance 3/31/2026	5,762,953.00
Statement of Net Assets Unrestricted Fund Balance 3/31/2026	5,762,953.00
Difference	-

Bay-Arenac Behavioral Health
Fund Balance Summary

	Sept. 30, 2025 Unrestricted <u>Fund Balance</u>	Mar 31, 2026 Permanently <u>Restricted</u>	Mar 31, 2026 Temporarily <u>Restricted</u>	Mar 31, 2026 Unrestricted/ <u>Reserved</u>	Mar 31, 2026 Total <u>Fund Balance</u>
Unrestricted	2,714,420	-	-	2,504,487	2,504,487
Capital Purposes	844,325	-	-	844,325	844,325
Invested in Capital Assets	3,122,328	-	-	3,122,328	3,122,328
Performance Incentive Pool	<u>3,258,466</u>	-	-	<u>3,258,466</u>	<u>3,258,466</u>
Balances	9,939,539	-	-	9,729,606	9,729,606

BAY-ARENAC BEHAVIORAL HEALTH
Cash Flow

	Mar 26	Apr 26	May 26	Jun 26	Jul 26	Aug 26	Sep 26	Oct 26	Nov 26	Dec 26	Jan 27	Feb 27	Mar 27
Estimated Funds:													
Beginning Inv. Balance	-	-	-	-	-	-	-	-	-	-	-	-	-
Investment	-	-	-	-	-	-	-	-	-	-	-	-	-
Additions/(Subtractions)	-	-	-	-	-	-	-	-	-	-	-	-	-
Month End Inv. Balance	-	-	-	-	-	-	-	-	-	-	-	-	-
Beginning Cash Balance	4,732,560	8,105,637	7,408,114	6,164,616	5,483,234	3,688,451	2,837,212	2,163,571	966,048	3,622,550	2,336,168	1,146,385	295,146
Total Medicaid	5,195,097	5,024,899	5,024,899	5,024,899	5,024,899	5,024,899	5,024,899	5,024,899	5,024,899	5,024,899	5,024,899	5,024,899	5,024,899
Total General Fund	135,504	135,504	135,506	135,504	135,504	135,505	135,504	135,504	135,505	135,504	135,504	135,505	135,504
Estimated Misc. Receipts	104,900	89,759	89,759	205,900	89,759	89,759	205,900	89,759	89,759	205,900	89,759	89,759	205,900
Client Receipts	118,842	55,000	55,000	55,000	55,000	55,000	55,000	55,000	55,000	55,000	55,000	55,000	55,000
Interest	15,541	7,801	15,541	7,801	15,541	7,801	15,541	7,801	15,541	7,801	15,541	7,801	15,541
Total Estimated Cash	10,302,444	13,418,600	12,728,819	11,593,720	10,803,937	9,001,415	8,274,057	7,476,534	6,286,753	9,051,654	7,656,871	6,459,349	5,731,991
Total Estimated Available Funds	10,302,444	13,418,600	12,728,819	11,593,720	10,803,937	9,001,415	8,274,057	7,476,534	6,286,753	9,051,654	7,656,871	6,459,349	5,731,991
Estimated Expenditures:													
1st Payroll	569,478	605,000	605,000	605,000	605,000	605,000	605,000	605,000	605,000	605,000	605,000	605,000	605,000
Special Pay	-	-	-	-	-	-	-	-	-	-	-	-	-
ETO Buyouts	-	-	-	-	-	-	-	-	-	-	-	-	-
2nd Payroll	554,701	605,000	605,000	605,000	605,000	605,000	605,000	605,000	605,000	605,000	605,000	605,000	605,000
Board Per Diem	1,889	3,343	3,343	3,343	3,343	3,343	3,343	3,343	3,343	3,343	3,343	3,343	3,343
3rd Payroll	-	-	-	-	605,000	-	-	-	-	605,000	-	-	-
1st Friday Claims	885,011	787,381	787,381	787,381	787,381	787,381	787,381	787,381	787,381	787,381	787,381	787,381	787,381
Mortgage Pmt	2,032	2,032	2,032	2,032	2,032	2,032	2,032	2,032	2,032	2,032	2,032	2,032	2,032
2nd Friday Claims	1,465,744	1,262,266	1,262,266	1,262,266	1,262,266	1,262,266	1,262,266	1,262,266	1,262,266	1,262,266	1,262,266	1,262,266	1,262,266
Board Week Bay Batch	1,007,285	923,989	1,023,989	1,023,989	1,023,989	1,023,989	1,023,989	1,023,989	1,023,989	1,023,989	1,023,989	1,023,989	1,023,989
Board Week Claims	1,070,242	875,000	875,000	875,000	875,000	875,000	875,000	875,000	875,000	875,000	875,000	875,000	875,000
Credit Card	-	-	-	-	-	-	-	-	-	-	-	-	-
4th Friday Claims	1,140,425	946,475	946,475	946,475	946,475	946,475	946,475	946,475	946,475	946,475	946,475	946,475	946,475
5th Friday Claims	-	-	400,000	-	400,000	-	-	400,000	-	-	400,000	-	-
Local FFP payment to MSHN	-	-	53,717	-	-	53,717	-	-	53,717	-	-	53,717	-
Transfer to State of MI	-	-	-	-	-	-	-	-	-	-	-	-	-
Transfer from/(to) Reserve Account	-	-	-	-	-	-	-	-	-	-	-	-	-
Settlement with MSHN	-	-	-	-	-	-	-	-	-	-	-	-	-
Funds from MSHN	(4,500,000)	-	-	-	-	-	-	-	(3,500,000)	-	-	-	-
Transfer to (from) HRA	-	-	-	-	-	-	-	-	-	-	-	-	-
Transfer to (from) Investment	-	-	-	-	-	-	-	-	-	-	-	-	-
Transfer to (from) Capital Acct	-	-	-	-	-	-	-	-	-	-	-	-	-
Total Estimated Expenditures	2,196,807	6,010,486	6,564,203	6,110,486	7,115,486	6,164,203	6,110,486	6,510,486	2,664,203	6,715,486	6,510,486	6,164,203	6,110,486
Estimated Month End Cash Balance	8,105,637	7,408,114	6,164,616	5,483,234	3,688,451	2,837,212	2,163,571	966,048	3,622,550	2,336,168	1,146,385	295,146	(378,495)

Bay-Arenac Behavioral Health


Cash Flow Forecasting For the Month of April

	<u>Bank Balance</u>	<u>Investment Balance</u>
Estimated Cash Balance April 1, 2026	8,105,637	-
Investment Purchased/Interest	-	-
Investments coming due during month	-	-
Estimated Cash Balance April 30, 2026	8,105,637	-
Estimated Cash Inflow:		
Medicaid Funds:	5,024,899	
General Fund Dollars:	135,504	
Board Receipts:	89,759	
Client Receipts:	55,000	
Funds from Investment:	-	
Interest:	7,801	
Total Estimated Cash Inflow:	5,312,963	
Estimated Cash Outflow:		
Payroll Dated: 04/10/26	(605,000)	
Payroll Dated: 04/24/26	(605,000)	
Board Per Diem Payroll: 04/17/26	(3,343)	
Payroll Dated:	-	
Claims Disbursements: 04/03/26	(787,381)	
Claims Disbursements: 04/10/26	(1,262,266)	
Claims Disbursements: 04/17/26	(875,000)	
A/P Disbursements: 04/17/26	(923,989)	
Mortgage Payment: 04/22/26	(2,032)	
Claims Disbursements: 04/24/26	(946,475)	
Claims Disbursements:	-	
Local FFP Payment:	-	
Transfer to Reserve Acct:	-	
HRA transfer:	-	
Transfer to(from) MSHN:	-	
Transfer to State of MI	-	
Purchased Investment	-	
Total Estimated Cash Outflow:	(6,010,486)	
Estimated Cash Balance on April 30, 2026	7,408,114	-
	-	-

Bay Arenac Behavioral Health
201 Mulholland, Bay City, MI 48708
Electronic Funds Transfers including Cash Transfers/Wires/ACHs
March 2026

<u>Funds Paid from/ Transferred from:</u>	<u>Funds Paid to/ Transferred to:</u>	<u>Amount</u>	<u>Date of Payment</u>	<u>Description</u>	<u>Authorized By</u>
Flagstar Bank	Flagstar Bank	20,000.00	3/3/2026	Transfer from MMKT Account to General Account	Marci Rozek
Flagstar Bank	Flagstar Bank	140,000.00	3/5/2026	Transfer from General Account to MMKT Account	Marci Rozek
Flagstar Bank	Flagstar Bank	806,833.19	3/5/2026	Transfer Gross Amt of Accts Payable to Payable Acct	Marci Rozek
Flagstar Bank	Flagstar Bank	5,145,000.00	3/6/2026	Transfer from General Account to MMKT Account	Marci Rozek
Flagstar Bank	Flagstar Bank	16,275.64	3/9/2026	Credit Card Payment	Marci Rozek
Flagstar Bank	Flagstar Bank	25,000.00	3/9/2026	Transfer from General Account to MMKT Account	Marci Rozek
Flagstar Bank	Flagstar Bank	550,000.00	3/11/2026	Transfer from MMKT Account to General Account	Marci Rozek
Flagstar Bank	Huntington Nat'l Bank	4,477.94	3/12/2026	Transfer from General Account to Flex Spending Account	Marci Rozek
Flagstar Bank	Huntington Nat'l Bank	565,000.00	3/12/2026	Transfer from General Account to Payroll Account	Marci Rozek
Flagstar Bank	Flagstar Bank	1,987,088.30	3/12/2026	Transfer Gross Amt of Accts Payable to Payable Acct	Marci Rozek
Flagstar Bank	Flagstar Bank	905,000.00	3/13/2026	Transfer from General Account to MMKT Account	Marci Rozek
Flagstar Bank	Flagstar Bank	10,000.00	3/17/2026	Transfer from General Account to MMKT Account	Marci Rozek
Flagstar Bank	Huntington Nat'l Bank	1,889.28	3/18/2026	Transfer from General Account to Payroll Account	Marci Rozek
Flagstar Bank	Flagstar Bank	1,705,563.18	3/19/2026	Transfer Gross Amt of Accts Payable to Payable Acct	Marci Rozek
Flagstar Bank	Flagstar Bank	170,000.00	3/20/2026	Transfer from General Account to MMKT Account	Marci Rozek
Flagstar Bank	Huntington Nat'l Bank	2,031.96	3/24/2026	Transfer from General Acct for Mortgage payment	Marci Rozek
Flagstar Bank	Flagstar Bank	555,000.00	3/25/2026	Transfer from MMKT Account to General Account	Marci Rozek
Flagstar Bank	Huntington Nat'l Bank	4,477.94	3/26/2026	Transfer from General Account to Flex Spending Account	Marci Rozek
Flagstar Bank	Huntington Nat'l Bank	550,000.00	3/26/2026	Transfer from General Account to Payroll Account	Marci Rozek
Flagstar Bank	Flagstar Bank	1,060,204.61	3/26/2026	Transfer Gross Amt of Accts Payable to Payable Acct	Marci Rozek
Flagstar Bank	Flagstar Bank	3,615,000.00	3/27/2026	Transfer from General Account to MMKT Account	Marci Rozek
Flagstar Bank	Flagstar Bank	15,000.00	3/30/2026	Transfer from General Account to MMKT Account	Marci Rozek

Total Transfers: 17,853,842.04


 Submitted By: Marci Rozek or Christopher Pinter
 Chief Financial Officer or Chief Executive Officer

Bay Arenac Behavioral Health
201 Mulholland, Bay City, MI 48708
Electronic Funds Transfers for Vendor ACH Payments
March 2026

Funds Paid from:	EFT #	Funds Paid to:	Amount	Date of Pmt	Authorized By
Flagstar Bank	E9834	Bay Human Services, Inc.	2,541.00	3/6/2026	Marci Rozek
Flagstar Bank	E9835	MICHIGAN COMMUNITY SERVICES IN	74,470.33	3/6/2026	Marci Rozek
Flagstar Bank	E9836	VALLEY RESIDENTIAL SERVICES	7,518.28	3/6/2026	Marci Rozek
Flagstar Bank	E9837	LIBERTY LIVING, INC.	34,400.69	3/6/2026	Marci Rozek
Flagstar Bank	E9838	HEALTHSOURCE	23,926.80	3/6/2026	Marci Rozek
Flagstar Bank	E9839	MPA GROUP NFP, Ltd.	37,174.83	3/6/2026	Marci Rozek
Flagstar Bank	E9840	LIST PSYCHOLOGICAL SERVICES	1,689.76	3/6/2026	Marci Rozek
Flagstar Bank	E9841	SAGINAW PSYCHOLOGICAL SERVICES	26,687.49	3/6/2026	Marci Rozek
Flagstar Bank	E9842	PARAMOUNT REHABILITATION	7,966.56	3/6/2026	Marci Rozek
Flagstar Bank	E9843	ARENAC OPPORTUNITIES, INC	5,556.98	3/6/2026	Marci Rozek
Flagstar Bank	E9844	DO-ALL, INC.	4,687.21	3/6/2026	Marci Rozek
Flagstar Bank	E9845	TOUCHSTONE SERVICES, INC	9,949.50	3/6/2026	Marci Rozek
Flagstar Bank	E9846	Winningham, Linda Jo	456.00	3/6/2026	Marci Rozek
Flagstar Bank	E9847	WILSON, STUART T. CPA, P.C.	88,303.70	3/6/2026	Marci Rozek
Flagstar Bank	E9848	CENTRIA HEALTHCARE LLC	34,270.50	3/6/2026	Marci Rozek
Flagstar Bank	E9849	Flourish Services, LLL	50,043.00	3/6/2026	Marci Rozek
Flagstar Bank	E9850	GAME CHANGER PEDIATRIC THERAPY	48,667.75	3/6/2026	Marci Rozek
Flagstar Bank	E9851	ENCOMPASS THERAPY CENTER LLC	82,618.01	3/6/2026	Marci Rozek
Flagstar Bank	E9852	MERCY PLUS HEALTHCARE SERVICES LLC	2,610.72	3/6/2026	Marci Rozek
Flagstar Bank	E9853	AUTISM AND NEURODIVERSITY SERVICES LLC	1,061.94	3/6/2026	Marci Rozek
Flagstar Bank	E9854	HEALING WITH HEART	100.00	3/6/2026	Marci Rozek
Flagstar Bank	E9855	BAY CITY CRU	6,250.00	3/6/2026	Marci Rozek
Flagstar Bank	E9856	PARAMOUNT CHILDRENS THERAPY CENTER IN	82,170.00	3/6/2026	Marci Rozek
Flagstar Bank	E9857	KEITH SPECIALIZED RESIDENTIAL SERVICES LL	14,979.36	3/6/2026	Marci Rozek
Flagstar Bank	E9858	SAGINAW PSYCHOLOGICAL SERVICES	341.00	3/6/2026	Marci Rozek
Flagstar Bank	E9859	ERGOMED PRODUCTS, INC.	795.00	3/6/2026	Marci Rozek
Flagstar Bank	E9860	GORDON FOOD SERVICE	57.44	3/6/2026	Marci Rozek
Flagstar Bank	E9861	HARDY, PRINCESS	201.11	3/6/2026	Marci Rozek
Flagstar Bank	E9862	PRO-SCAPE, INC.	1,345.00	3/6/2026	Marci Rozek
Flagstar Bank	E9863	RESERVE ACCOUNT	900.00	3/6/2026	Marci Rozek
Flagstar Bank	E9864	SHRED EXPERTS LLC	914.50	3/6/2026	Marci Rozek
Flagstar Bank	E9865	TELNET WORLDWIDE, INC.	36.20	3/6/2026	Marci Rozek
Flagstar Bank	E9866	AUGRES CARE CENTER, INC	3,470.32	3/13/2026	Marci Rozek
Flagstar Bank	E9867	HAVENWYCK HOSPITAL	28,206.30	3/13/2026	Marci Rozek
Flagstar Bank	E9868	HOPE NETWORK BEHAVIORAL HEALTH	37,457.43	3/13/2026	Marci Rozek
Flagstar Bank	E9869	Hope Network Southeast	119,325.29	3/13/2026	Marci Rozek
Flagstar Bank	E9870	BEACON SPECIALIZED LIVING SVS	8,370.00	3/13/2026	Marci Rozek
Flagstar Bank	E9871	Fitzhugh House, LLC	10,919.87	3/13/2026	Marci Rozek
Flagstar Bank	E9872	Bay Human Services, Inc.	274,190.48	3/13/2026	Marci Rozek
Flagstar Bank	E9873	Mid Michigan Specialized Residential, LLC	29,547.84	3/13/2026	Marci Rozek
Flagstar Bank	E9874	MICHIGAN COMMUNITY SERVICES IN	208,332.48	3/13/2026	Marci Rozek
Flagstar Bank	E9875	CENTRAL STATE COMM. SERVICES	27,180.44	3/13/2026	Marci Rozek
Flagstar Bank	E9876	VALLEY RESIDENTIAL SERVICES	109,250.36	3/13/2026	Marci Rozek
Flagstar Bank	E9877	LIBERTY LIVING, INC.	33,818.46	3/13/2026	Marci Rozek
Flagstar Bank	E9878	SUPERIOR CARE OF MICHIGAN LLC	11,893.80	3/13/2026	Marci Rozek
Flagstar Bank	E9879	Closer to Home, LLC	17,446.52	3/13/2026	Marci Rozek
Flagstar Bank	E9880	HEALTHSOURCE	47,849.60	3/13/2026	Marci Rozek
Flagstar Bank	E9881	MPA GROUP NFP, Ltd.	41,828.96	3/13/2026	Marci Rozek
Flagstar Bank	E9882	LIST PSYCHOLOGICAL SERVICES	1,668.99	3/13/2026	Marci Rozek
Flagstar Bank	E9883	SAGINAW PSYCHOLOGICAL SERVICES	32,953.00	3/13/2026	Marci Rozek
Flagstar Bank	E9884	ARENAC OPPORTUNITIES, INC	6,214.23	3/13/2026	Marci Rozek
Flagstar Bank	E9885	DO-ALL, INC.	7,194.82	3/13/2026	Marci Rozek
Flagstar Bank	E9886	New Dimensions	1,877.90	3/13/2026	Marci Rozek
Flagstar Bank	E9887	TOUCHSTONE SERVICES, INC	11,481.75	3/13/2026	Marci Rozek
Flagstar Bank	E9888	Nutrition for Wellness	828.50	3/13/2026	Marci Rozek
Flagstar Bank	E9889	WILSON, STUART T. CPA, P.C.	99,248.48	3/13/2026	Marci Rozek
Flagstar Bank	E9890	CAREBUILDERS AT HOME, LLC	34,190.51	3/13/2026	Marci Rozek
Flagstar Bank	E9891	CENTRIA HEALTHCARE LLC	60,993.07	3/13/2026	Marci Rozek
Flagstar Bank	E9892	Flourish Services, LLL	44,298.13	3/13/2026	Marci Rozek
Flagstar Bank	E9893	GAME CHANGER PEDIATRIC THERAPY	50,107.00	3/13/2026	Marci Rozek
Flagstar Bank	E9894	Spectrum Autism Center	33,658.50	3/13/2026	Marci Rozek
Flagstar Bank	E9895	ENCOMPASS THERAPY CENTER LLC	28,965.14	3/13/2026	Marci Rozek
Flagstar Bank	E9896	MERCY PLUS HEALTHCARE SERVICES LLC	68,470.81	3/13/2026	Marci Rozek
Flagstar Bank	E9897	NOBLE PATHWAY PEDIATRIC THERAPY	23,964.00	3/13/2026	Marci Rozek
Flagstar Bank	E9898	AUTISM AND NEURODIVERSITY SERVICES LLC	640.00	3/13/2026	Marci Rozek
Flagstar Bank	E9899	HEALING WITH HEART	100.00	3/13/2026	Marci Rozek

Flagstar Bank	E9900	MAXIM HEALTHCARE SEVICES, INC.	13,695.36	3/13/2026	Marci Rozek
Flagstar Bank	E9901	APS EMPLOYMENT SERVICES, INC	10,003.02	3/13/2026	Marci Rozek
Flagstar Bank	E9902	MONTCLAIR SPECIALIZED RESIDENTIAL LLC	56,597.46	3/13/2026	Marci Rozek
Flagstar Bank	E9903	PARAMOUNT CHILDRENS THERAPY CENTER IN	27,274.50	3/13/2026	Marci Rozek
Flagstar Bank	E9904	KEITH SPECIALIZED RESIDENTIAL SERVICES LL	51,966.42	3/13/2026	Marci Rozek
Flagstar Bank	E9905	ENTERPRISE FM TRUST	7,312.76	3/13/2026	Marci Rozek
Flagstar Bank	E9906	EYE MED	2,113.42	3/13/2026	Marci Rozek
Flagstar Bank	E9907	UNITED PARCEL SERVICE	30.91	3/13/2026	Marci Rozek
Flagstar Bank	E9908	ARQUETTE, LORI	126.00	3/20/2026	Marci Rozek
Flagstar Bank	E9909	Banaszak, Tim	47.13	3/20/2026	Marci Rozek
Flagstar Bank	E9910	BICKEL, MEREDITH	62.73	3/20/2026	Marci Rozek
Flagstar Bank	E9911	BINKLEY, CASEY	267.82	3/20/2026	Marci Rozek
Flagstar Bank	E9912	BRUNO, AMBER	212.43	3/20/2026	Marci Rozek
Flagstar Bank	E9913	BYRNE, RICHARD	92.80	3/20/2026	Marci Rozek
Flagstar Bank	E9914	Castillo, Mariah	607.19	3/20/2026	Marci Rozek
Flagstar Bank	E9915	COOK, BRIANNA	55.30	3/20/2026	Marci Rozek
Flagstar Bank	E9916	Crete, Jerome T	52.20	3/20/2026	Marci Rozek
Flagstar Bank	E9917	Deshano, Jennifer	142.83	3/20/2026	Marci Rozek
Flagstar Bank	E9918	DODGE, JENNIFER	236.71	3/20/2026	Marci Rozek
Flagstar Bank	E9919	Dunnem, Emily	479.62	3/20/2026	Marci Rozek
Flagstar Bank	E9920	FRIEBE, HEATHER	76.13	3/20/2026	Marci Rozek
Flagstar Bank	E9921	GRUSNICK, ASHLEE	179.00	3/20/2026	Marci Rozek
Flagstar Bank	E9922	HECHT, KERENSA	80.48	3/20/2026	Marci Rozek
Flagstar Bank	E9923	HEWTTY, MARIA	166.68	3/20/2026	Marci Rozek
Flagstar Bank	E9924	KING, SHELLEY	45.68	3/20/2026	Marci Rozek
Flagstar Bank	E9925	KRUZELL, BRIAN	142.80	3/20/2026	Marci Rozek
Flagstar Bank	E9926	Lemiesz, Rachel	134.92	3/20/2026	Marci Rozek
Flagstar Bank	E9927	MCFARLAND, PATRICK J.	42.05	3/20/2026	Marci Rozek
Flagstar Bank	E9928	MCKETHER, NY'TAIZJAH	34.66	3/20/2026	Marci Rozek
Flagstar Bank	E9929	WALKER, DEIDRA	87.00	3/20/2026	Marci Rozek
Flagstar Bank	E9930	Niemiec, Kathleen	98.60	3/20/2026	Marci Rozek
Flagstar Bank	E9931	NIX, HEATHER	53.65	3/20/2026	Marci Rozek
Flagstar Bank	E9932	O'BRIEN, CAROLE	91.35	3/20/2026	Marci Rozek
Flagstar Bank	E9933	Rechsteiner, Elise	38.14	3/20/2026	Marci Rozek
Flagstar Bank	E9934	RICKER, AMY	334.95	3/20/2026	Marci Rozek
Flagstar Bank	E9935	ROSE, KEVIN	74.68	3/20/2026	Marci Rozek
Flagstar Bank	E9936	Roznowski, Donna	167.48	3/20/2026	Marci Rozek
Flagstar Bank	E9937	Schneider, Maryssa	293.37	3/20/2026	Marci Rozek
Flagstar Bank	E9938	Schumacher, Pamela	101.79	3/20/2026	Marci Rozek
Flagstar Bank	E9939	Smith, Alexus	382.05	3/20/2026	Marci Rozek
Flagstar Bank	E9940	STONE, JENNIFER	203.00	3/20/2026	Marci Rozek
Flagstar Bank	E9941	Strode, Eric	13.27	3/20/2026	Marci Rozek
Flagstar Bank	E9942	Tenney, Ben	270.57	3/20/2026	Marci Rozek
Flagstar Bank	E9943	VASCONCELOS, FLAVIA	316.17	3/20/2026	Marci Rozek
Flagstar Bank	E9944	WATSON, MELODY	274.05	3/20/2026	Marci Rozek
Flagstar Bank	E9945	WELLS, JORDAN	493.73	3/20/2026	Marci Rozek
Flagstar Bank	E9946	Bay Human Services, Inc.	214,553.47	3/20/2026	Marci Rozek
Flagstar Bank	E9947	MICHIGAN COMMUNITY SERVICES IN	71,962.51	3/20/2026	Marci Rozek
Flagstar Bank	E9948	LIBERTY LIVING, INC.	34,481.46	3/20/2026	Marci Rozek
Flagstar Bank	E9949	HEALTHSOURCE	11,998.80	3/20/2026	Marci Rozek
Flagstar Bank	E9950	CEDAR CREEK HOSPITAL	4,516.00	3/20/2026	Marci Rozek
Flagstar Bank	E9951	MPA GROUP NFP, Ltd.	31,864.85	3/20/2026	Marci Rozek
Flagstar Bank	E9952	LIST PSYCHOLOGICAL SERVICES	2,369.83	3/20/2026	Marci Rozek
Flagstar Bank	E9953	SAGINAW PSYCHOLOGICAL SERVICES	26,889.22	3/20/2026	Marci Rozek
Flagstar Bank	E9954	PARAMOUNT REHABILITATION	10,000.40	3/20/2026	Marci Rozek
Flagstar Bank	E9955	DO-ALL, INC.	6,966.61	3/20/2026	Marci Rozek
Flagstar Bank	E9956	New Dimensions	21,704.64	3/20/2026	Marci Rozek
Flagstar Bank	E9957	TOUCHSTONE SERVICES, INC	10,685.25	3/20/2026	Marci Rozek
Flagstar Bank	E9958	Winningham, Linda Jo	1,997.00	3/20/2026	Marci Rozek
Flagstar Bank	E9959	Nutrition for Wellness	1,183.90	3/20/2026	Marci Rozek
Flagstar Bank	E9960	WILSON, STUART T. CPA, P.C.	79,608.77	3/20/2026	Marci Rozek
Flagstar Bank	E9961	CAREBUILDERS AT HOME, LLC	17,004.98	3/20/2026	Marci Rozek
Flagstar Bank	E9962	AUTISM SYSTEMS LLC	9,078.00	3/20/2026	Marci Rozek
Flagstar Bank	E9963	CENTRIA HEALTHCARE LLC	48,210.00	3/20/2026	Marci Rozek
Flagstar Bank	E9964	Flourish Services, LLL	43,322.79	3/20/2026	Marci Rozek
Flagstar Bank	E9965	GAME CHANGER PEDIATRIC THERAPY	50,818.00	3/20/2026	Marci Rozek
Flagstar Bank	E9966	Spectrum Autism Center	65,893.50	3/20/2026	Marci Rozek
Flagstar Bank	E9967	ENCOMPASS THERAPY CENTER LLC	120,430.08	3/20/2026	Marci Rozek
Flagstar Bank	E9968	HEALING WITH HEART	100.00	3/20/2026	Marci Rozek
Flagstar Bank	E9969	BAY CITY CRU	8,125.00	3/20/2026	Marci Rozek
Flagstar Bank	E9970	PARAMOUNT CHILDRENS THERAPY CENTER IN	24,640.50	3/20/2026	Marci Rozek
Flagstar Bank	E9971	BETTER LIVING AFC LLC	20,731.72	3/20/2026	Marci Rozek
Flagstar Bank	E9972	Bay Human Services, Inc.	751.88	3/20/2026	Marci Rozek
Flagstar Bank	E9973	SAGINAW PSYCHOLOGICAL SERVICES	308.00	3/20/2026	Marci Rozek
Flagstar Bank	E9974	APS EMPLOYMENT SERVICES, INC	277.60	3/20/2026	Marci Rozek
Flagstar Bank	E9975	A2Z CLEANING & RESTORATION INC	3,092.00	3/20/2026	Marci Rozek

Flagstar Bank	E9976	Applied Innovation	115.72	3/20/2026	Marci Rozek
Flagstar Bank	E9977	Bromberg & Associates, LLC	50.00	3/20/2026	Marci Rozek
Flagstar Bank	E9978	Calm.com, Inc.	5,460.00	3/20/2026	Marci Rozek
Flagstar Bank	E9979	Clean Team, Inc.	2,156.00	3/20/2026	Marci Rozek
Flagstar Bank	E9980	FLEX ADMINISTRATORS INC	447.00	3/20/2026	Marci Rozek
Flagstar Bank	E9981	HOSPITAL PSYCHIATRY PLLC	50,916.67	3/20/2026	Marci Rozek
Flagstar Bank	E9982	Insight	1,725.94	3/20/2026	Marci Rozek
Flagstar Bank	E9983	Iris Telehealth Medical Group, PA	75,549.00	3/20/2026	Marci Rozek
Flagstar Bank	E9984	KING COMMUNICATIONS	163.80	3/20/2026	Marci Rozek
Flagstar Bank	E9985	MOVVA, USHA	13,200.00	3/20/2026	Marci Rozek
Flagstar Bank	E9986	NETSOURCE ONE, INC.	450.00	3/20/2026	Marci Rozek
Flagstar Bank	E9987	New Dimensions, Inc.	1,611.00	3/20/2026	Marci Rozek
Flagstar Bank	E9988	PRO-SCAPE, INC.	595.00	3/20/2026	Marci Rozek
Flagstar Bank	E9989	RESERVE ACCOUNT	1,700.00	3/20/2026	Marci Rozek
Flagstar Bank	E9990	Staples	7,551.13	3/20/2026	Marci Rozek
Flagstar Bank	E9991	STATE OF MICHIGAN DEPT OF COMM HEALTH A	16,104.27	3/20/2026	Marci Rozek
Flagstar Bank	E9992	V.O.I.C.E., INC.	353.65	3/20/2026	Marci Rozek
Flagstar Bank	E9993	Walgreen Co	3,043.99	3/20/2026	Marci Rozek
Flagstar Bank	E9994	Waystar Health - ZirMed, Inc.	524.02	3/20/2026	Marci Rozek
Flagstar Bank	E9995	YEO & YEO CPAs & BUSINESS CONS	7,300.00	3/20/2026	Marci Rozek
Flagstar Bank	E9996	Yeo & Yeo Technology	90.00	3/20/2026	Marci Rozek
Flagstar Bank	E9997	ZOOM VIDEO COMMUNICATIONS INC	735.09	3/20/2026	Marci Rozek
Flagstar Bank	E9998	CMH FOR CENTRAL MICHIGAN	649.80	3/27/2026	Marci Rozek
Flagstar Bank	E9999	HAVENWYCK HOSPITAL	21,624.83	3/27/2026	Marci Rozek
Flagstar Bank	E10000	Fitzhugh House, LLC	8,883.65	3/27/2026	Marci Rozek
Flagstar Bank	E10001	Bay Human Services, Inc.	1,511.14	3/27/2026	Marci Rozek
Flagstar Bank	E10002	MICHIGAN COMMUNITY SERVICES IN	63,460.22	3/27/2026	Marci Rozek
Flagstar Bank	E10003	LIBERTY LIVING, INC.	38,427.57	3/27/2026	Marci Rozek
Flagstar Bank	E10004	HEALTHSOURCE	85,708.80	3/27/2026	Marci Rozek
Flagstar Bank	E10005	PHC OF MICHIGAN - HARBOR OAKS	18,480.00	3/27/2026	Marci Rozek
Flagstar Bank	E10006	MPA GROUP NFP, Ltd.	39,125.78	3/27/2026	Marci Rozek
Flagstar Bank	E10007	LIST PSYCHOLOGICAL SERVICES	1,156.88	3/27/2026	Marci Rozek
Flagstar Bank	E10008	SAGINAW PSYCHOLOGICAL SERVICES	28,419.22	3/27/2026	Marci Rozek
Flagstar Bank	E10009	PARAMOUNT REHABILITATION	5,273.88	3/27/2026	Marci Rozek
Flagstar Bank	E10010	ARENAC OPPORTUNITIES, INC	12,346.83	3/27/2026	Marci Rozek
Flagstar Bank	E10011	DO-ALL, INC.	6,019.62	3/27/2026	Marci Rozek
Flagstar Bank	E10012	TOUCHSTONE SERVICES, INC	9,209.55	3/27/2026	Marci Rozek
Flagstar Bank	E10013	Winningham, Linda Jo	1,075.00	3/27/2026	Marci Rozek
Flagstar Bank	E10014	Nutrition for Wellness	407.50	3/27/2026	Marci Rozek
Flagstar Bank	E10015	WILSON, STUART T. CPA, P.C.	94,685.79	3/27/2026	Marci Rozek
Flagstar Bank	E10016	CAREBUILDERS AT HOME, LLC	16,563.12	3/27/2026	Marci Rozek
Flagstar Bank	E10017	CENTRIA HEALTHCARE LLC	46,636.50	3/27/2026	Marci Rozek
Flagstar Bank	E10018	Flourish Services, LLL	43,984.57	3/27/2026	Marci Rozek
Flagstar Bank	E10019	GAME CHANGER PEDIATRIC THERAPY	45,319.00	3/27/2026	Marci Rozek
Flagstar Bank	E10020	Spectrum Autism Center	32,395.50	3/27/2026	Marci Rozek
Flagstar Bank	E10021	ENCOMPASS THERAPY CENTER LLC	70,492.26	3/27/2026	Marci Rozek
Flagstar Bank	E10022	MERCY PLUS HEALTHCARE SERVICES LLC	20,861.90	3/27/2026	Marci Rozek
Flagstar Bank	E10023	Positive Behavior Supports Corporation	9,508.50	3/27/2026	Marci Rozek
Flagstar Bank	E10024	NOBLE PATHWAY PEDIATRIC THERAPY	480.00	3/27/2026	Marci Rozek
Flagstar Bank	E10025	AUTISM AND NEURODIVERSITY SERVICES LLC	520.00	3/27/2026	Marci Rozek
Flagstar Bank	E10026	HEALING WITH HEART	100.00	3/27/2026	Marci Rozek
Flagstar Bank	E10027	APS EMPLOYMENT SERVICES, INC	10,588.50	3/27/2026	Marci Rozek
Flagstar Bank	E10028	PARAMOUNT CHILDRENS THERAPY CENTER IN	25,483.50	3/27/2026	Marci Rozek
Flagstar Bank	E10029	MICHIGAN COMMUNITY SERVICES IN	483.79	3/27/2026	Marci Rozek
Flagstar Bank	E10030	ARENAC OPPORTUNITIES, INC	2,576.75	3/27/2026	Marci Rozek
Flagstar Bank	E10031	DO-ALL, INC.	7,014.01	3/27/2026	Marci Rozek
Flagstar Bank	E10032	New Dimensions	5,715.50	3/27/2026	Marci Rozek
Flagstar Bank	E10033	RESERVE ACCOUNT	200.00	3/27/2026	Marci Rozek
Flagstar Bank	E10034	RINGCENTRAL INC	70.70	3/27/2026	Marci Rozek
Flagstar Bank	E10035	WEX BANK	4,321.49	3/27/2026	Marci Rozek
Flagstar Bank	E10036	YEO & YEO CPAs & BUSINESS CONS	11,800.00	3/27/2026	Marci Rozek

Total Withdrawals:

4,269,197.19



Submitted By: Marci Rozek or Christopher Pinter
Chief Financial Officer or Chief Executive Officer

INTEROFFICE CORRESPONDENCE

April 13, 2026

To: Sara McRae, Executive Assistant to the CEO
 From: Karl White, Accounting Manager
 Michele Perry, Finance Manager
 Re: Disbursement Audit Information for Audit Committee

The following is a summary of disbursements as presented

Administration and Services for Behavioral Health

03/20/26 Checks Sequence: #102527-102593, ACH E9908-E9997

Employee travel, conference	\$ 8,081.42
Purchase Order Invoices	\$ 9,277.07
Invoices for Routine Maintenance, purchase requisitions, & recurring	\$ 582,209.89

SUBTOTAL - Monthly Batch \$ 599,568.38

ITEMS FOR REVIEW:

EFT transfer - Credit Card 04/06/2026 \$ 12,324.59

Weekly Special Checks:

03/27/2026 Checks 102598-102607, E10029-E10036	\$ 92,063.53
04/03/2026 Checks 102614-102615, E10067-E10071	\$ 30,648.22
04/10/2026 Checks 102623-102628	\$ 11,548.31

SUBTOTAL - Special Checks \$ 134,260.06

Health Care payments

03/20/26 Checks 102538-102545, ACH Pmts E9946-E9971	\$ 1,107,194.99
03/27/26 Checks 102594-102597, ACH Pmts E9998-E10028	\$ 884,752.02
04/03/26 Checks 102608-102613, ACH Pmts E10037-E10066	\$ 731,903.79
04/10/26 Checks 102616-102622, ACH Pmts E10072-E10107	\$ 1,723,866.76

SUBTOTAL - Health Care Payments \$ 4,447,717.56

TOTAL DISBURSEMENTS \$ 5,193,870.59

Prepared by: 

Reviewed by: 

**Bay-Arenac
Behavioral Health Authority**

CMH Compliance Examination

September 30, 2025

Table of Contents

	<u>Page</u>
Independent Accountants' Report	1
Schedule A - Compliance Requirements	2
Schedule B - Schedule of Findings	3
Schedule C - Schedule of Prior Year Findings	4
Schedule D - Comments and Recommendations	5
Examined FSR Schedules and Contract Reconciliation and Cash Settlement	6

Independent Accountants' Report

Bay-Arenac Behavioral Health Authority
Bay City, Michigan

and

Michigan Department of Health and Human Services
Lansing, Michigan

We have examined Bay-Arenac Behavioral Health Authority's compliance requirements related specifically to Michigan Department of Health and Human Services contracts with Prepaid Inpatient Health Plans and Community Mental Health Services Programs for the Medicaid Program of Bay-Arenac Behavioral Health Authority as of and for the year ended September 30, 2025. Management is responsible for Bay-Arenac Behavioral Health Authority's compliance with those requirements. Our responsibility is to express an opinion on Bay-Arenac Behavioral Health Authority's compliance based on our examination.


Our examination was conducted in accordance with attestation standards established by the American Institute of Certified Public Accountants. Those standards require that we plan and perform the examination to obtain reasonable assurance about whether Bay-Arenac Behavioral Health Authority complied, in all material respects, with the specified requirements referenced above. An examination involves performing procedures to obtain evidence about whether Bay-Arenac Behavioral Health Authority complied with the specified requirements. The nature, timing and extent of the procedures selected depend on our judgement, including an assessment of the risks of material noncompliance, whether due to fraud or error. We believe that the evidence we obtained is sufficient and appropriate to provide a reasonable basis for our opinion.

We are required to be independent and to meet our other ethical responsibilities in accordance with relevant ethical requirements relating to the engagement.

Our examination does not provide a legal determination on Bay-Arenac Behavioral Health Authority's compliance with specified requirements.

In our opinion, Bay-Arenac Behavioral Health Authority complied, in all material respects, with the aforementioned requirements for the year ended September 30, 2025.

This report is intended solely for the use of the Board and management of Bay-Arenac Behavioral Health Authority and others within the organization and Michigan Department of Health and Human Services and is not intended to be and should not be used by anyone other than these specified parties.



Yeo & Yeo, P. C.
Saginaw, Michigan
March 12, 2026

Bay-Arenac Behavioral Health Authority
Schedule A – Compliance Requirements
September 30, 2025

The following compliance requirements were considered in the compliance examination.

A. FSR Reporting

The following shows the reconciliation between the FSR and the examination.

Revenue per the FSR	\$ 80,256,734
Act 423 revenue and cash difference	(10,461)
Gain included in expense	8,964
Add: rounding	<u>3</u>
Revenues per Statement of Revenues, Expenses, and Changes in Fund Net Position	<u><u>\$ 80,255,240</u></u>

Expenditures per the FSR	\$ 80,125,293
Add: pension expense adjustment for GASB 68	981,858
Less: OPEB expense adjustment for GASB 75	(1,088,179)
Gain included in expense	8,964
Add: rounding	<u>6</u>
Expenditures per Statement of Revenues, Expenses, and Changes in Fund Net Position	<u><u>\$ 80,027,942</u></u>

- a. **Expenditure reporting**
- b. **Revenue reporting**
- c. **Reimbursements to subcontractors, less than arms-length transactions, sale and leaseback arrangements**
- d. **Capital asset purchases**
- e. **Cost allocations**
- f. **Distributions of salaries and wages**

B. Procurement

C. Cost of Service and Ability to Pay

D. General Fund Carryforward

E. Match Requirement

Bay-Arenac Behavioral Health Authority
Schedule B – Schedule of Findings
September 30, 2025

Medicaid & General Fund				
Type of examination report issued: Unmodified				
Material weaknesses in internal control		Yes	X	No
Material noncompliance with the provisions of laws, regulations or contracts		Yes	X	No
Known fraud		Yes	X	No

Bay-Arenac Behavioral Health Authority
Schedule C – Schedule of Prior Year Findings
September 30, 2025

No prior year findings identified.

Bay-Arenac Behavioral Health Authority
Schedule D – Comments and Recommendations
September 30, 2025

There were no comments or recommendations for the year ended September 30, 2025.

**MDHHS/CMHSP MANAGED MENTAL HEALTH SUPPORTS AND SERVICES CONTRACT (GF)
FINANCIAL STATUS REPORT - ALL NON MEDICAID**

CMHSP:	Bay-Arenac Behavioral Health Authority	FISCAL YEAR:	FY 24 / 25	EXAMINATION ADJUSTMENTS	EXAMINED TOTALS
	SUBMISSION TYPE:	YE Final	YEAR TO DATE		
	SUBMISSION DATE:	2/17/2026	REPORTING		
		Column A	Column B		

A	MEDICAID SERVICES - Summary From FSR - Medicaid				
----------	--	--	--	--	--

AC	CCBHC SERVICES - Summary From FSR - Certified Community Behavioral Health Clinic				
-----------	---	--	--	--	--

AE	OPIOID HEALTH HOME SERVICES - Summary From FSR - Opioid Health Home Services				
-----------	---	--	--	--	--

AG	HEALTH HOME SERVICES - Summary From FSR - Health Home Services				
-----------	---	--	--	--	--

AI	HEALTHY MICHIGAN SERVICES - Summary From FSR - Healthy Michigan				
-----------	--	--	--	--	--

AK	MI HEALTH LINK SERVICES - Summary From FSR - MI Health Link				
-----------	--	--	--	--	--

RES	RESTRICTED FUND BALANCE ACTIVITY				
------------	---	--	--	--	--

B	GENERAL FUND				
B 100	REVENUE				
B 101	CMH Operations		1,626,054		1,626,054
B 120	Subtotal - Current Period General Fund Revenue		1,626,054	-	1,626,054
B 121	1st & 3rd Party Collections (Not in Section 226a Funds) 100% Services				-
B 122	1st & 3rd Party Collections (Not in Section 226a Funds) 90% Services				-
B 123	Prior Year GF Carry Forward				-
B 140	Subtotal - Other General Fund Revenue		-	-	-
B 190	TOTAL REVENUE		1,626,054	-	1,626,054
B 200	EXPENDITURE				
B 201	100% MDHHS Matchable Services / Costs		401,759		401,759
B 202	100% MDHHS Matchable Services Based on CMHSP Local Match Cap		-	-	-
B 203	90% MDHHS Matchable Services / Costs - REPORTED		2,600,628		
B 204	90% MDHHS Matchable Services / Costs - EXAMINATION ADJUSTMENTS				
B 205	90% MDHHS Matchable Services / Costs - EXAMINED TOTAL		2,600,628	2,340,565	2,340,565
B 290	TOTAL EXPENDITURE			2,742,324	2,742,324
B 295	NET GENERAL FUND SURPLUS (DEFICIT)			(1,116,270)	(1,116,270)
B 300	Redirected Funds (To) From				
B 304	(TO) Targeted Case Management - D301			-	-
B 309	(TO) Allowable GF Cost of Injectable Medications - G301			-	-
B 310	(TO) PIHP to Affiliate Medicaid Services Contracts - I304			-	-
B 310.1	(TO) PIHP to Affiliate CCBHC Medicaid Contracts - IA304			-	-
B 310.2	(TO) PIHP to Affiliate Opioid Health Home Services Contracts - IB304			-	-
B 310.3	(TO) PIHP to Affiliate Health Home Services Contracts - IC304			-	-
B 310.4	(TO) PIHP to Affiliate MI Health Link Services Contracts - ID304			-	-
B 310.5	(TO) PIHP to CMHSP CCBHC Non-Medicaid Contracts - L304			-	-
B 312	(TO) CMHSP to CMHSP Earned Contracts - J305 (explain - section Q)			-	-
B 313	FROM CMHSP to CMHSP Earned Contracts - J302				-
B 314	FROM Non-MDHHS Earned Contracts - K302				-
B 330	Subtotal Redirected Funds rows 301 - 314			-	-
B 331	FROM Local Funds - M302			1,116,270	1,116,270
B 332	FROM Risk Corridor - N303				-
B 390	Total Redirected Funds			1,116,270	1,116,270
B 400	BALANCE GENERAL FUND (cannot be < 0)			-	-

OTHER GF CONTRACTUAL OBLIGATIONS					
---	--	--	--	--	--

C	CCBHC NON-MEDICAID - (PIHP Use Only - Excluding Macomb)				
----------	--	--	--	--	--

**MDHHS/CMHSP MANAGED MENTAL HEALTH SUPPORTS AND SERVICES CONTRACT (GF)
FINANCIAL STATUS REPORT - ALL NON MEDICAID**

CMHSP:	Bay-Arenac Behavioral Health Authority	FISCAL YEAR:	FY 24 / 25	EXAMINATION ADJUSTMENTS	EXAMINED TOTALS
		SUBMISSION TYPE:	YE Final		
		SUBMISSION DATE:	2/17/2026	YEAR TO DATE REPORTING	
			Column A	Column B	

FEE FOR SERVICE MEDICAID

D	TARGETED CASE MANAGEMENT - (GHS Only)				
D 190	Revenue				-
D 290	Expenditure				-
D 295	NET TARGETED CASE MANAGEMENT (cannot be > 0)		-	-	-
D 300	Redirected Funds (To) From				
D 301	FROM General Fund - B304				-
D 302	FROM Local Funds - M304				-
D 303	(TO) CMHSP to CMHSP Earned Contracts - J304.4		-	-	-
D 304	FROM CMHSP to CMHSP Earned Contracts - J303.4				-
D 390	Total Redirected Funds		-	-	-
D 400	BALANCE TARGETED CASE MANAGEMENT (GHS Only) (must = 0)		-	-	-

E INTENTIONALLY LEFT BLANK

F INTENTIONALLY LEFT BLANK

G	INJECTABLE MEDICATIONS				
G 190	Revenue				-
G 290	Expenditure				-
G 295	NET INJECTABLE MEDICATIONS (cannot be > 0)		-	-	-
G 300	Redirected Funds (To) From				
G 301	FROM General Fund - B309				-
G 302	FROM Local Funds - M309				-
G 390	Total Redirected Funds		-	-	-
G 400	BALANCE INJECTABLE MEDICATIONS (must = 0)		-	-	-

**MDHHS/CMHSP MANAGED MENTAL HEALTH SUPPORTS AND SERVICES CONTRACT (GF)
FINANCIAL STATUS REPORT - ALL NON MEDICAID**

CMHSP:	Bay-Arenac Behavioral Health Authority	FISCAL YEAR:	FY 24 / 25	EXAMINATION ADJUSTMENTS	EXAMINED TOTALS
		SUBMISSION TYPE:	YE Final		
		SUBMISSION DATE:	2/17/2026	Column A	Column B

OTHER FUNDING

H		MDHHS EARNED CONTRACTS		
H	100	REVENUE		
H	101	Comprehensive Services for Behavioral Health	349,372	
H	102	Housing and Homeless Services	-	
H	103	Juvenile Justice Programs	-	
H	104	Mobile Crisis Response	200,000	
H	105	Projects for Assistance in Transition from Homelessness	-	
H	106	Regional Perinatal Collaborative	-	
H	107	Substance Abuse & Mental Health COVID-19 Grant Program	-	
H	108	Substance Use and Gambling Services	-	
H	150	Other MDHHS Earned Contracts (describe):	123,777	
H	151	Other MDHHS Earned Contracts (describe):	-	
H	190	TOTAL REVENUE	673,149	
H	200	EXPENDITURE		
H	201	Comprehensive Services for Behavioral Health	349,372	
H	202	Housing and Homeless Services	-	
H	203	Juvenile Justice Programs	-	
H	204	Mobile Crisis Response	200,000	
H	205	Projects for Assistance in Transition from Homelessness	-	
H	206	Regional Perinatal Collaborative	-	
H	207	Substance Abuse & Mental Health COVID-19 Grant Program	-	
H	208	Substance Use and Gambling Services	-	
H	250	Other MDHHS Earned Contracts (describe):	123,777	
H	251	Other MDHHS Earned Contracts (describe):	-	
H	290	TOTAL EXPENDITURE	673,149	
H	400	BALANCE MDHHS EARNED CONTRACTS (must = 0)	-	

I		PIHP to AFFILIATE MEDICAID SERVICES CONTRACTS - CMHSP USE ONLY		
I	100	REVENUE		
I	101	Revenue - from PIHP Medicaid	66,757,297	66,757,297
I	104	Revenue - from PIHP Healthy Michigan Plan	8,050,310	8,050,310
I	122	1st & 3rd Party Collections - Medicare/Medicaid Consumers - Affiliate	72,325	72,325
I	123	1st & 3rd Party Collections - Healthy Michigan Plan Consumers - Affiliate	-	-
I	190	TOTAL REVENUE	74,879,932	74,879,932
I	201	Expenditure - Medicaid	66,829,622	66,829,622
I	202	Expenditure - Healthy Michigan Plan	8,050,310	8,050,310
I	203	Expenditure - MI Health Link (Medicaid) Services	-	-
I	290	TOTAL EXPENDITURE	74,879,932	74,879,932
I	295	NET PIHP to AFFILIATE MEDICAID SERVICES CONTRACTS SURPLUS (DEFICIT)	-	-
I	300	Redirected Funds (To) From		
I	301	(TO) CMHSP to CMHSP Earned Contracts - J306	-	-
I	302	FROM CMHSP to CMHSP Earned Contracts - J303	-	-
I	303	FROM Non-MDHHS Earned Contracts - K303	-	-
I	304	FROM General Fund - B310	-	-
I	306	FROM Local Funds - M309.1	-	-
I	390	Total Redirected Funds	-	-
I	400	BALANCE PIHP to AFFILIATE MEDICAID SERVICES CONTRACTS (must = 0)	-	-

**MDHHS/CMHSP MANAGED MENTAL HEALTH SUPPORTS AND SERVICES CONTRACT (GF)
FINANCIAL STATUS REPORT - ALL NON MEDICAID**

CMHSP:	Bay-Arenac Behavioral Health Authority	FISCAL YEAR:	FY 24 / 25	EXAMINATION ADJUSTMENTS	EXAMINED TOTALS
		SUBMISSION TYPE:	YE Final		
		SUBMISSION DATE:	2/17/2026	YEAR TO DATE REPORTING	
			Column A	Column B	

IA		PIHP to AFFILIATE CCBHC SERVICES CONTRACTS - CMHSP USE ONLY			
IA 100		REVENUE			
IA 101		Revenue - Medicaid Base			-
IA 102		Revenue - Medicaid Supplemental			-
IA 103		Revenue - MI Health Link CCBHC Consumers			-
IA 104		1st & 3rd Party Collections - Medicaid			-
IA 121		Revenue - Healthy Michigan Base			-
IA 122		Revenue - Healthy Michigan Supplemental			-
IA 124		1st & 3rd Party Collections - Healthy Michigan			-
IA 190		TOTAL REVENUE		-	-
IA 200		EXPENDITURE			
IA 201		Expenditure - Medicaid (Including MI Health Link)			-
IA 202		Expenditure - Healthy Michigan			-
IA 290		TOTAL EXPENDITURE		-	-
IA 295		NET PIHP to AFFILIATE CONTRACTS SURPLUS (DEFICIT)		-	-
IA 300		Redirected Funds (To) From			
IA 301		(TO) CMHSP to CMHSP Earned Contracts - J306.2		-	-
IA 302		FROM CMHSP to CMHSP Earned Contracts - J303.2			-
IA 303		FROM Non-MDHHS Earned Contracts - K303.2			-
IA 304		FROM General Fund - B310.1			-
IA 305		(TO) Local Funds - M316		-	-
IA 306		FROM Local Funds - M309.2			-
IA 390		Total Redirected Funds		-	-
IA 400		BALANCE PIHP to AFFILIATE CCBHC SERVICES CONTRACTS (must = 0)		-	-

IB		PIHP to AFFILIATE OPIOID HEALTH HOME SERVICES CONTRACTS - CMHSP USE ONLY			
IB 190		Revenue - Medicaid Opioid Health Home Services - from PIHP			-
IB 290		Expenditure - Medicaid Opioid Health Home Services			-
IB 295		NET PIHP to AFFILIATE OPIOID HEALTH HOME SERVICES CONTRACTS SURPLUS (DEFICIT)		-	-
IB 300		Redirected Funds (To) From			
IB 304		FROM General Fund - B310.2			-
IB 306		FROM Local Funds - M309.3			-
IB 390		Total Redirected Funds		-	-
IB 400		BALANCE PIHP to AFFILIATE OPIOID HEALTH HOME SERVICES CONTRACTS (cannot be < 0)		-	-

IC		PIHP to AFFILIATE HEALTH HOME SERVICES CONTRACTS - CMHSP USE ONLY			
IC 190		Revenue - Medicaid Health Home Services - from PIHP			-
IC 290		Expenditure - Medicaid Health Home Services			-
IC 295		NET PIHP to AFFILIATE HEALTH HOME SERVICES CONTRACTS SURPLUS (DEFICIT)		-	-
IC 300		Redirected Funds (To) From			
IC 304		FROM General Fund - B310.3			-
IC 306		FROM Local Funds - M309.4			-
IC 390		Total Redirected Funds		-	-
IC 400		BALANCE PIHP to AFFILIATE HEALTH HOME SERVICES CONTRACTS (cannot be < 0)		-	-

**MDHHS/CMHSP MANAGED MENTAL HEALTH SUPPORTS AND SERVICES CONTRACT (GF)
FINANCIAL STATUS REPORT - ALL NON MEDICAID**

CMHSP:	Bay-Arenac Behavioral Health Authority	FISCAL YEAR:	FY 24 / 25	EXAMINATION ADJUSTMENTS	EXAMINED TOTALS
	SUBMISSION TYPE:	YE Final	YEAR TO DATE		
	SUBMISSION DATE:	2/17/2026	REPORTING		
		Column A	Column B		

ID	PIHP to AFFILIATE MI HEALTH LINK SERVICES CONTRACTS - CMHSP USE ONLY			
ID 100	REVENUE			
ID 101	Revenue - MI Health Link - from PIHP			-
ID 122	1st & 3rd Party Collections - MI Health Link Consumers - Affiliate			-
ID 190	TOTAL REVENUE	-	-	-
ID 200	EXPENDITURE			
ID 201	Expenditure			-
ID 290	TOTAL EXPENDITURE	-	-	-
ID 295	NET PIHP to AFFILIATE MI HEALTH LINK SERVICES CONTRACTS SURPLUS (DEFICIT)	-	-	-
ID 300	Redirected Funds (To) From			
ID 301	(TO) CMHSP to CMHSP Earned Contracts - J306.3	-	-	-
ID 302	FROM CMHSP to CMHSP Earned Contracts - J303.3			-
ID 303	FROM Non-MDHHS Earned Contracts - K303.3			-
ID 304	FROM General Fund - B310.4			-
ID 306	FROM Local Funds - M309.5			-
ID 390	Total Redirected Funds	-	-	-
ID 400	BALANCE PIHP to AFFILIATE MI HEALTH LINK SERVICES CONTRACTS (must = 0)	-	-	-

J	CMHSP to CMHSP EARNED CONTRACTS			
J 190	Revenue	540,823		540,823
J 290	Expenditure	540,823		540,823
J 295	NET CMHSP to CMHSP EARNED CONTRACTS SURPLUS (DEFICIT)	-	-	-
J 300	Redirected Funds (To) From			
J 302	(TO) General Fund - B313	-	-	-
J 303	(TO) PIHP to Affiliate Medicaid Services Contracts - I302	-	-	-
J 303.2	(TO) PIHP to Affiliate CCBHC Medicaid Contracts - IA302	-	-	-
J 303.3	(TO) PIHP to Affiliate MI Health Link Services Contracts - ID302	-	-	-
J 303.4	(TO) Targeted Case Management - D304	-	-	-
J 303.5	(TO) PIHP to Affiliate CCBHC Non-Medicaid Contracts - L302	-	-	-
J 304.4	FROM Targeted Case Management - D303			-
J 305	FROM General Fund - B312			-
J 306	FROM PIHP to Affiliate Medicaid Services Contracts - I301			-
J 306.2	FROM PIHP to Affiliate CCBHC Medicaid Contracts - IA301			-
J 306.3	FROM PIHP to MI Health Link Services Contracts - ID301			-
J 306.4	FROM PIHP to Affiliate CCBHC Non-Medicaid Contracts - L301			-
J 307	FROM Local Funds - M310			-
J 390	Total Redirected Funds	-	-	-
J 400	BALANCE CMHSP to CMHSP EARNED CONTRACTS (must = 0)	-	-	-

K	NON-MDHHS EARNED CONTRACTS			
K 190	Revenue	650,843		650,843
K 290	Expenditure	650,843		650,843
K 295	NET NON-MDHHS EARNED CONTRACTS SURPLUS (DEFICIT)	-	-	-
K 300	Redirected Funds (To) From			
K 302	(TO) General Fund - B314	-	-	-
K 303	(TO) PIHP to Affiliate Medicaid Services Contracts - I303	-	-	-
K 303.2	(TO) PIHP to Affiliate CCBHC Medicaid Contracts - IA303	-	-	-
K 303.3	(TO) PIHP to Affiliate MI Health Link Services Contracts - ID303	-	-	-
K 303.4	(TO) PIHP to Affiliate CCBHC Non-Medicaid Contracts - L303	-	-	-
K 304	(TO) Local Funds - M315	-	-	-
K 305	FROM Local Funds - M311			-
K 390	Total Redirected Funds	-	-	-
K 400	BALANCE NON-MDHHS EARNED CONTRACTS (must = 0)	-	-	-

**MDHHS/CMHSP MANAGED MENTAL HEALTH SUPPORTS AND SERVICES CONTRACT (GF)
FINANCIAL STATUS REPORT - ALL NON-MEDICAID**

CMHSP:	Bay-Arenac Behavioral Health Authority	FISCAL YEAR:	FY 24 / 25	EXAMINATION ADJUSTMENTS	EXAMINED TOTALS
	SUBMISSION TYPE:	YE Final	YEAR TO DATE REPORTING		
	SUBMISSION DATE:	2/17/2026			
		Column A	Column B		

L		PIHP to CMHSP CCBHC Non-Medicaid Contracts - CMHSP/Macomb USE ONLY			
L	100	REVENUE			
L	101	Revenue			-
L	102	1st & 3rd Party Collections (Not in Section 226a Funds)			-
L	190	TOTAL REVENUE	-	-	-
L	200	EXPENDITURE			
L	201	Expenditure			-
L	290	TOTAL EXPENDITURE	-	-	-
L	295	NET SURPLUS (DEFICIT)	-	-	-
L	300	Redirected Funds (To) From			
L	301	(TO) CMHSP to CMHSP Earned Contracts - J306.4	-	-	-
L	302	FROM CMHSP to CMHSP Earned Contracts - J303.5			-
L	303	FROM Non-MDHHS Earned Contracts - K303.4			-
L	304	FROM General Fund - B310.5			-
L	305	(TO) Local Funds - M316.1	-	-	-
L	306	FROM Local Funds - M309.6			-
L	390	Total Redirected Funds	-	-	-
L	400	BALANCE PIHP to CMHSP CCBHC Non-Medicaid Contracts (must = 0)	-	-	-

**MDHHS/CMHSP MANAGED MENTAL HEALTH SUPPORTS AND SERVICES CONTRACT (GF)
FINANCIAL STATUS REPORT - ALL NON MEDICAID**

CMHSP:	Bay-Arenac Behavioral Health Authority	FISCAL YEAR:	FY 24 / 25	EXAMINATION ADJUSTMENTS	EXAMINED TOTALS
	SUBMISSION TYPE:	YE Final	YEAR TO DATE REPORTING		
	SUBMISSION DATE:	2/17/2026			
		Column A	Column B		

M		LOCAL FUNDS			
M	100	REVENUE			
M	101	County Appropriation for Mental Health	787,054		787,054
M	102	County Appropriation for Substance Abuse - Non Public Act 2 Funds			-
M	103	Section 226 (a) Funds	386,551	-	386,551
M	106	Local Grants			-
M	107	Interest	256,090		256,090
M	108	CCBHC Quality Based Payments (QBP)			-
M	110	All Other Local Funding	24,908		24,908
M	111	Performance Bonus Incentive Pool (PBIP) Restricted Local Funding	431,330		431,330
M	190	TOTAL REVENUE	1,885,933	-	1,885,933
M	200	EXPENDITURE			
M	201	GF 10% Local Match	260,063	-	260,063
M	202	Local match cap amount			
		Examination Adjustment Local match cap amount			
		Examined Total Local match cap amount	\$ -		
M	203	GF Local Match Capped per MHC 330.1308	-	-	-
M	204	Local Cost for State Provided Services	125,924		125,924
M	205	Local Contribution to State Medicaid Match (CMHSP Contribution Only)	214,868		214,868
M	207	Local Match to Grants and MDHHS Earned Contracts			-
M	209	Local Only Expenditures	37,367		37,367
M	290	TOTAL EXPENDITURE	638,222	-	638,222
M	295	NET LOCAL FUNDS SURPLUS (DEFICIT)	1,247,711	-	1,247,711
M	300	Redirected Funds (To) From			
M	302	(TO) General Fund - B331	(1,116,270)	-	(1,116,270)
M	304	(TO) Targeted Case Management - D302	-	-	-
M	309	(TO) Injectable Medications - G302	-	-	-
M	309.1	(TO) PIHP to Affiliate Medicaid Services Contracts - I306	-	-	-
M	309.2	(TO) PIHP to Affiliate CCBHC Medicaid Service Contracts - IA306	-	-	-
M	309.3	(TO) PIHP to Affiliate Opioid Health Home Services Contracts - IB306	-	-	-
M	309.4	(TO) PIHP to Affiliate Health Home Services Contracts - IC306	-	-	-
M	309.5	(TO) PIHP to Affiliate MI Health Link Services Contracts - ID306	-	-	-
M	309.6	(TO) PIHP to CMHSP CCBHC Non-Medicaid Contracts - L306	-	-	-
M	310	(TO) CMHSP to CMHSP Earned Contracts - J307	-	-	-
M	311	(TO) Non-MDHHS Earned Contracts - K305	-	-	-
M	313	(TO) Activity Not Otherwise Reported - O302	-	-	-
M	315	FROM Non-MDHHS Earned Contracts - K304			-
M	316	FROM PIHP to Affiliate CCBHC Medicaid Services Contracts - IA305			-
M	316.1	FROM PIHP to CMHSP CCBHC Non-Medicaid Contracts - L305			-
M	390	Total Redirected Funds	(1,116,270)	-	(1,116,270)
M	400	BALANCE LOCAL FUNDS	131,441	-	131,441

N		RISK CORRIDOR			
N	100	REVENUE			
N	101	Stop/Loss Insurance			-
N	190	TOTAL REVENUE	-	-	-
N	300	Redirected Funds (To) From			
N	303	(TO) General Fund - B332	-	-	-
N	390	Total Redirected Funds	-	-	-
N	400	BALANCE RISK CORRIDOR (must = 0)	-	-	-

**MDHHS/CMHSP MANAGED MENTAL HEALTH SUPPORTS AND SERVICES CONTRACT (GF)
FINANCIAL STATUS REPORT - ALL NON MEDICAID**

CMHSP:	Bay-Arenac Behavioral Health Authority	FISCAL YEAR:	FY 24 / 25	EXAMINATION ADJUSTMENTS	EXAMINED TOTALS
		SUBMISSION TYPE:	YE Final		
		SUBMISSION DATE:	2/17/2026	YEAR TO DATE REPORTING	
			Column A	Column B	

O		ACTIVITY NOT OTHERWISE REPORTED			
O	100	REVENUE			
O	101	Other Revenue (describe):			-
O	102	Other Revenue (describe):			-
O	103	Other Revenue (describe):			-
O	190	TOTAL REVENUE	-	-	-
O	200	EXPENDITURE			
O	201	Other Expenditure (describe):			-
O	202	Other Expenditure (describe):			-
O	203	Other Expenditure (describe):			-
O	290	TOTAL EXPENDITURE	-	-	-
O	295	NET ACTIVITY NOT OTHERWISE REPORTED SURPLUS (DEFICIT)	-	-	-
O	300	Redirected Funds (To) From			
O	302	FROM Local Funds - M313			-
O	390	Total Redirected Funds	-	-	-
O	400	BALANCE ACTIVITY NOT OTHERWISE REPORTED	-	-	-

P		GRAND TOTALS			
P	190	GRAND TOTAL REVENUE	80,256,734	-	80,256,734
P	290	GRAND TOTAL EXPENDITURE	80,125,293	-	80,125,293
P	390	GRAND TOTAL REDIRECTED FUNDS (must = 0)	-	-	-
P	400	NET INCREASE (DECREASE)	131,441	-	131,441

Q		REMARKS
Q		This section has been provided for the CMHSP to provide narrative descriptions as requested in the FSR instructions or where additional narrative would be meaningful to the CMHSP / MDHHS.
Q		
Q		
Q		
Q		
Q		
Q		
Q		
Q		

MDHHS/CMHSP MANAGED MENTAL HEALTH SUPPORTS AND SERVICES CONTRACT (GF)

FINANCIAL STATUS REPORT - ALL NON MEDICAID - SUPPLEMENTAL

CMHSP:	Bay-Arenac Behavioral Health Authority	FISCAL YEAR:	FY 24 / 25		
		SUBMISSION TYPE:	YE Final		YEAR TO DATE REPORTING
		SUBMISSION DATE:	2/17/2026		

Column A Column B Column C Column D

H MDHHS EARNED CONTRACTS									
H	Grant Program Code	Grant Program Title	Project Code	Project Title	REVENUE	EXPENDITURES	CCBHC EXPENDITURES	BALANCE	
H	CBH	Comprehensive Services for Behavioral Health	ABHS	Asian Behavioral Health Services				-	Must = 0
H	CBH	Comprehensive Services for Behavioral Health	ATSUD	Alternative Treatment for Co-Occurring and Substance Usage Disorders				-	Must = 0
H	CBH	Comprehensive Services for Behavioral Health	BC	Health Coaches				-	Must = 0
H	CBH	Comprehensive Services for Behavioral Health	BCDP	Branch County Diversion Project				-	Must = 0
H	CBH	Comprehensive Services for Behavioral Health	BHSNA	Behavioral Health Services for Native Americans				-	Must = 0
H	CBH	Comprehensive Services for Behavioral Health	BHSV	Behavioral Health Services for Vietnam Veterans				-	Must = 0
H	CBH	Comprehensive Services for Behavioral Health	BWC	Benefits to Work Coaches				-	Must = 0
H	CBH	Comprehensive Services for Behavioral Health	CLUB	Clubhouse Engagement				-	Must = 0
H	CBH	Comprehensive Services for Behavioral Health	CMCR	Community Crisis Response				-	Must = 0
H	CBH	Comprehensive Services for Behavioral Health	COTR	Co-Occurring Treatment				-	Must = 0
H	CBH	Comprehensive Services for Behavioral Health	CRIM	Criminal Justice				-	Must = 0
H	CBH	Comprehensive Services for Behavioral Health	CRMGT	Care Management				-	Must = 0
H	CBH	Comprehensive Services for Behavioral Health	CSC	Child System of Care				-	Must = 0
H	CBH	Comprehensive Services for Behavioral Health	CSUE	Crisis Stabilization Unit Establishment				-	Must = 0
H	CBH	Comprehensive Services for Behavioral Health	CTFC	Children's Therapeutic Foster Care				-	Must = 0
H	CBH	Comprehensive Services for Behavioral Health	DROP**					-	Must = 0
H	CBH	Comprehensive Services for Behavioral Health	DROP**					-	Must = 0
H	CBH	Comprehensive Services for Behavioral Health	DROP**					-	Must = 0
H	CBH	Comprehensive Services for Behavioral Health	EPHS	Enhanced Peer Health Support				-	Must = 0
H	CBH	Comprehensive Services for Behavioral Health	FIT	Fit Together				-	Must = 0
H	CBH	Comprehensive Services for Behavioral Health	HBHS	Hispanic Behavioral Health Services				-	Must = 0
H	CBH	Comprehensive Services for Behavioral Health	ICCD	Integrated Care Center Development				-	Must = 0
H	CBH	Comprehensive Services for Behavioral Health	IECMHC	Infant and Early Childhood Mental Health Consultation	75,398	75,398		-	Must = 0
H	CBH	Comprehensive Services for Behavioral Health	IECMHE	Infant and Early Childhood Mental Health Consultation Expansion				-	Must = 0
H	CBH	Comprehensive Services for Behavioral Health	IHC	Integrated Healthcare				-	Must = 0
H	CBH	Comprehensive Services for Behavioral Health	ITCP	Infant Toddler Court Project				-	Must = 0
H	CBH	Comprehensive Services for Behavioral Health	**CSSE	Intensive Crisis Stabilization Service(s) Expansion				-	Must = 0
H	CBH	Comprehensive Services for Behavioral Health	JIHC	Justice Involved Health Coach				-	Must = 0
H	CBH	Comprehensive Services for Behavioral Health	MHAJJ	Mental Health Access and Juvenile Justice Diversion				-	Must = 0
H	CBH	Comprehensive Services for Behavioral Health	MHJJSE	Mental Health and Juvenile Justice Screening Expansion				-	Must = 0
H	CBH	Comprehensive Services for Behavioral Health	MHJJSP	Mental Health Juvenile Justice Screening Project				-	Must = 0
H	CBH	Comprehensive Services for Behavioral Health	MHTC	58th District Mental Health Court Expansion				-	Must = 0
H	CBH	Comprehensive Services for Behavioral Health	NCC	Enhanced Nutrition Care Coordination and Medical Culinary Ed Prgms				-	Must = 0
H	CBH	Comprehensive Services for Behavioral Health	NTPH	Navigators for Transition from Psychiatric Hospitals				-	Must = 0
H	CBH	Comprehensive Services for Behavioral Health	OBRA	Pre-Admission Screening Annual Resident Reviews	265,145	265,145		-	Must = 0
H	CBH	Comprehensive Services for Behavioral Health	PACC	Promoting Access and Continuity of Care				-	Must = 0
H	CBH	Comprehensive Services for Behavioral Health	PCPCP	Psychiatric Consultation to Primary Care Practices				-	Must = 0
H	CBH	Comprehensive Services for Behavioral Health	PHC	Peer(s) as Health Coach(es)				-	Must = 0
H	CBH	Comprehensive Services for Behavioral Health	PIPBHC	Promoting Integration of Primary and Behavioral Health Care				-	Must = 0
H	CBH	Comprehensive Services for Behavioral Health	PMTO*					-	Must = 0
H	CBH	Comprehensive Services for Behavioral Health	RCVC	Recovery Conference				-	Must = 0
H	CBH	Comprehensive Services for Behavioral Health	RT	Rural Transportation				-	Must = 0
H	CBH	Comprehensive Services for Behavioral Health	RTTSE	Infant and Early Childhood Mental Health Consultation.				-	Must = 0

MDHHS/CMHSP MANAGED MENTAL HEALTH SUPPORTS AND SERVICES CONTRACT (GF)

FINANCIAL STATUS REPORT - ALL NON MEDICAID - SUPPLEMENTAL

CMHSP:	Bay-Arenac Behavioral Health Authority	FISCAL YEAR:	FY 24 / 25		
		SUBMISSION TYPE:	YE Final		YEAR TO DATE REPORTING
		SUBMISSION DATE:	2/17/2026		

		Column A	Column B	Column C	Column D				
H	MDHHS EARNED CONTRACTS								
H	Grant Program Code	Grant Program Title	Project Code	Project Title	REVENUE	EXPENDITURES	CCBHC EXPENDITURES	BALANCE	
H	CBH	Comprehensive Services for Behavioral Health	SCLCA	988 Suicide and Crisis Lifeline SAMHSA Cooperative Agreement				-	Must = 0
H	CBH	Comprehensive Services for Behavioral Health	SFEP	First Episode Psychosis				-	Must = 0
H	CBH	Comprehensive Services for Behavioral Health	SPTTA	Statewide PMTO Training and TA				-	Must = 0
H	CBH	Comprehensive Services for Behavioral Health	SWI	Senior Wellness Initiative				-	Must = 0
H	CBH	Comprehensive Services for Behavioral Health	TBR5	Technology-Based Recovery Support				-	Must = 0
H	CBH	Comprehensive Services for Behavioral Health	TFCCT	Trauma Focused CBT Coordination & Training				-	Must = 0
H	CBH	Comprehensive Services for Behavioral Health	TFCO	Treatment Foster Care Oregon				-	Must = 0
H	CBH	Comprehensive Services for Behavioral Health	TIC / TISC	Trauma Informed Care / System of Care				-	Must = 0
H	CBH	Comprehensive Services for Behavioral Health	TPC	Tuscola Peer Center				-	Must = 0
H	CBH	Comprehensive Services for Behavioral Health	VET*					-	Must = 0
H	SUBTOTAL Comprehensive Services for Behavioral Health				340,543	340,543	-	-	Must = 0
H	CCBH	COVID-19 Comprehensive Services for Behavioral Health	BHWSS	Behavioral Health Workforce Stabilization Support	8,829	8,829		-	Must = 0
H	CCBH	COVID-19 Comprehensive Services for Behavioral Health	CMHCSS	Children's Mental Health COVID Supplemental Services				-	Must = 0
H	CCBH	COVID-19 Comprehensive Services for Behavioral Health	EOPSA	Early Onset Psychosis Set-Aside				-	Must = 0
H	CCBH	COVID-19 Comprehensive Services for Behavioral Health	MHCM*	Mental Health COVID Mitigation and Testing				-	Must = 0
H	CCBH	COVID-19 Comprehensive Services for Behavioral Health	MHCSS	Mental Health COVID Supplemental Services				-	Must = 0
H	CCBH	COVID-19 Comprehensive Services for Behavioral Health	WFSS	ACT and Dual ACT/IDDT Financial Incentive				-	Must = 0
H	SUBTOTAL COVID-19 Comprehensive Services for Behavioral Health				8,829	8,829	-	-	Must = 0
H	CSUGS	COVID-19 Substance Use and Gambling Services	ADMIII	Administration 3 COVID				-	Must = 0
H	CSUGS	COVID-19 Substance Use and Gambling Services	PREVCV	Prevention 3 COVID				-	Must = 0
H	CSUGS	COVID-19 Substance Use and Gambling Services	TRMTCV	Treatment 3 COVID				-	Must = 0
H	CSUGS	COVID-19 Substance Use and Gambling Services	WSSCV	Women's Specialty Services 3 COVID				-	Must = 0
H	SUBTOTAL COVID-19 Substance Use and Gambling Services				-	-	-	-	Must = 0
H	DIBS	Diversion Intervention from Boundary Spanners	DIBS	Diversion Intervention from Boundary Spanners				-	Must = 0
H	SUBTOTAL Diversion Intervention from Boundary Spanners				-	-	-	-	Must = 0
H	EBRSJ	Evidence Based and Research Supported Services for Juvenile Justice Youth	EBRSJ	Evidence Based and Research Supported Services for Juvenile Justice Youth				-	Must = 0
H	SUBTOTAL Evidence Based and Research Supported Services for Juvenile Justice Youth				-	-	-	-	Must = 0
H	MCSHR2	Housing and Homeless Services	RRP	Consolidated Rapid Re-Housing				-	Must = 0
H	SUBTOTAL Housing and Homeless Services				-	-	-	-	Must = 0
H	IAHS	Individual Aftercare and Housing Services	IAHS	Individual Aftercare and Housing Services				-	Must = 0
H	SUBTOTAL Individual Aftercare and Housing Services				-	-	-	-	Must = 0
H	MKNMR	MI Kids Now Mobile Response Grant Program	MKNMR	MI Kids Now Mobile Response Grant Program	200,000	200,000		-	Must = 0
H	SUBTOTAL MI Kids Now Mobile Response Grant Program				200,000	200,000	-	-	Must = 0
H	MCSHR2	Midland County Supportive Housing Resource 2	MCSHR2	Midland County Supportive Housing Resource 2				-	Must = 0
H	SUBTOTAL Midland County Supportive Housing Resource 2				-	-	-	-	Must = 0
H	PATH	Projects for Assistance in Transition from Homelessness	PATH	Projects for Assistance in Transition from Homelessness				-	Must = 0
H	SUBTOTAL Projects for Assistance in Transition from Homelessness				-	-	-	-	Must = 0
H	RPC	Regional Perinatal Collaborative	RPC	Regional Perinatal Collaborative				-	Must = 0
H	SUBTOTAL Regional Perinatal Collaborative				-	-	-	-	Must = 0
H	SAMHC	Substance Abuse & Mental Health COVID-19 Grant Program	SAMHC	Substance Abuse & Mental Health COVID-19 Grant Program				-	Must = 0
H	SUBTOTAL Substance Abuse & Mental Health COVID-19 Grant Program				-	-	-	-	Must = 0
H	SUGS	Substance Use and Gambling Services	HRCEI	Healing and Recovery Community Engagement and Infrastructure				-	Must = 0
H	SUGS	Substance Use and Gambling Services	MGDPP	Michigan Gambling Disorder Prevention Project				-	Must = 0
H	SUGS	Substance Use and Gambling Services	MPAC	Michigan Partnership for Advancing Coalitions				-	Must = 0
H	SUGS	Substance Use and Gambling Services	PREV	Prevention				-	Must = 0
H	SUGS	Substance Use and Gambling Services	RIINF	Recovery Incentives Infrastructure				-	Must = 0
H	SUGS	Substance Use and Gambling Services	SDA	State Disability Assistance				-	Must = 0

MDHHS/CMHSP MANAGED MENTAL HEALTH SUPPORTS AND SERVICES CONTRACT (GF)

FINANCIAL STATUS REPORT - ALL NON MEDICAID - SUPPLEMENTAL

CMHSP:	Bay-Arenac Behavioral Health Authority	FISCAL YEAR:	FY 24 / 25		
		SUBMISSION TYPE:	YE Final		YEAR TO DATE REPORTING
		SUBMISSION DATE:	2/17/2026		

H MDHHS EARNED CONTRACTS				Column A	Column B	Column C	Column D	
H	Grant Program Code	Grant Program Title	Project Code	Project Title	REVENUE	EXPENDITURES	CCBHC EXPENDITURES	BALANCE
H	SUGS	Substance Use and Gambling Services	SOR4-P	State Opioid Response 4 PIHP				- Must = 0
H	SUGS	Substance Use and Gambling Services	SUDADM	Substance Use Disorder - Administration (ADM)				- Must = 0
H	SUGS	Substance Use and Gambling Services	SUDTII	Substance Use Disorder Services - Tobacco II				- Must = 0
H	SUGS	Substance Use and Gambling Services	TFPP	Tobacco-Free Policy Pilot Program				- Must = 0
H	SUGS	Substance Use and Gambling Services	TRMT	Treatment and Access Management				- Must = 0
H	SUGS	Substance Use and Gambling Services	TRMTAU	Alcohol Use Disorder Treatment				- Must = 0
H	SUGS	Substance Use and Gambling Services	WSS	Substance Use Disorder Services - Women's Specialty Services				- Must = 0
H	SUBTOTAL Substance Use and Gambling Services				-	-	-	- Must = 0
H	Other MDHHS Earned Contracts (describe): Assisted Outpatient Treatment - AOT				123,777	123,777		- Must = 0
H	Other MDHHS Earned Contracts (describe):							- Must = 0
H	SUBTOTAL Other MDHHS Earned Contracts				123,777	123,777	-	- Must = 0
H	BALANCE MDHHS EARNED CONTRACTS (must = 0)				673,149	673,149	-	- Must = 0

Q	REMARKS
Q	This section has been provided for the CMHSP to provide narrative descriptions as requested in the FSR instructions or where additional narrative would be meaningful to the CMHSP / MDHHS.
Q	
Q	
Q	
Q	
Q	
Q	
Q	
Q	
Q	

**MDHHS/CMHSP MANAGED MENTAL HEALTH SUPPORTS AND SERVICES CONTRACT (GF)
GENERAL FUND CONTRACT RECONCILIATION AND CASH SETTLEMENT**

CMHSP: Bay-Arenac Behavioral Health Authority
FISCAL YEAR: FY 24 / 25
SUBMISSION TYPE: YE Final
SUBMISSION DATE: 2/17/2026

1. General Fund Services - Available Resources		Funding Resources
a.	CMH Operations (FSR B 101)	1,626,054
b.	Intentionally left blank	
c.	Intentionally left blank	
d.	Sub-Total General Fund Contract Authorization	\$ 1,626,054
e.	1st & 3rd Party Collections (FSR B 121 + B 122)	-
f.	Prior Year GF Carry-Forward (FSR B 123)	-
g.	Intentionally left blank	
h.	Redirected CMHSP to CMHSP Contracts (FSR B 313)	-
i.	Redirected Non-MDHHS Earned Contracts (FSR B 314)	-
j.	Sub-Total Other General Fund Resources	\$ -
k.	Local 10% Associated to 90/10 Services (FSR M 201)	260,063
l.	Local 10% Match Cap Adjustment (FSR M 203)	-
m.	Sub-Total Local 10% Associated to 90/10 Services	\$ 260,063
n.	Total General Fund Services - Resources	\$ 1,886,117

3. Summary of Resources / Expenditures		Amount
a.	Total General Fund Services - Resources	1,886,117
b.	Total General Fund Services - Expenditures	3,002,387
c.	Sub-Total General Fund Services Surplus (Deficit)	\$ (1,116,270)
d.	Less: Forced Lapse to MDHHS (GF work sheet 5 d column F)	-
e.	Net General Fund Services Surplus (Deficit)	\$ (1,116,270)

4. Disposition:		Amount
Surplus		
a.	Transfer to Fund Balance - GF Carry-Forward Earned	-
b.	Lapse to MDHHS - Contract Settlement	-
c.	Intentionally left blank	
d.	Total Disposition - Surplus	\$ -

Deficit		
e.	Redirected from Local (FSR B 331)	1,116,270
f.	Redirected from risk corridor (FSR B 332)	-
g.	Intentionally left blank	
h.	Total Disposition - Deficit	\$ 1,116,270

5. Cash Settlement: (Due MDHHS) / Due CMHSP		Amount
a.	Forced Lapse to MDHHS	-
b.	Lapse to MDHHS - Contract Settlement	-
c.	Return of Prior Year General Fund Carry-Forward	
d.	Intentionally left blank	
e.	Contract Authorization - Late Amendment	-
f.	Intentionally left blank	
g.	Misc.: (please explain)	
h.	Total Cash Settlement: (Due MDHHS) / Due CMHSP	\$ -

2. General Fund Services - Expenditures		90/10 - Local Cap	Expenditures
a.	100% MDHHS Matchable Services (FSR B 201)		401,759
b.	100% MDHHS Matchable Services - CMHSP Local Match Cap (FSR B 202)		-
c.	90/10% MDHHS Matchable Services (FSR B 203 Column A)	2,600,628	
d.	Local 10% Match Cap Adjustment (FSR M 203)	-	2,600,628
e.	Intentionally left blank		
f.	Intentionally left blank		
g.	Sub-Total General Fund Services - Expenditures		\$ 3,002,387
h.	Intentionally left blank		
i.	Intentionally left blank		
j.	Intentionally left blank		
k.	Intentionally left blank		
l.	Intentionally left blank		
m.	Intentionally left blank		
n.	GF Supplement for Unfunded Targeted Case Management (FSR B 304)		-
o.	Intentionally left blank		
p.	Intentionally left blank		
q.	GF Supplement for Injectable Medications (FSR B 309)		-
r.	GF Supplement for PIHP to Affiliate Medicaid Services Contracts (FSR B 310)		-
s.	GF Supplement for PIHP to Affiliate CCBHC Medicaid Contracts (FSR B 310.1)		-
t.	GF Supplement for PIHP to Affiliate Opioid Health Home Services Contracts (FSR B 310.2)		-
u.	GF Supplement for PIHP to Affiliate Health Home Services Contracts (FSR B 310.3)		-
v.	GF Supplement for PIHP to Affiliate MI Health Link Services Contracts (FSR B 310.4)		-
w.	GF Supplement for PIHP to Affiliate CCBHC Non-Medicaid Contracts (FSR B 310.5)		-
x.	GF Supplement for CMHSP to CMHSP Contracts (FSR B 312)		-
y.	Sub-Total General Fund Services Supplement - Expenditures		\$ -
z.	Total General Fund Services - Expenditures		\$ 3,002,387

6. General Fund MDHHS Commitment		
a.	MDHHS / CMHSP Contract Funded Expenditures	1,626,054
b.	Earned General Fund Carry-Forward	-
c.	Total MDHHS General Fund Commitment	\$ 1,626,054

7. Report Certification		
	Cash Settlement	Carry Forward
Examined Original	\$ -	\$ -
Increase (Decrease)	\$ -	\$ -
Comments:		

**MDHHS/CMHSP MANAGED MENTAL HEALTH SUPPORTS AND SERVICES CONTRACT (GF)
GENERAL FUND CONTRACT SETTLEMENT WORKSHEET**

CMHSP: Bay-Arenac Behavioral Health Authority
FISCAL YEAR: FY 24 / 25
SUBMISSION TYPE: YE Final
SUBMISSION DATE: 2/17/2026

1. General Fund (Formula and Categorical Funding)	Contract Authorization	Cash Received			Amount Due CMHSP / (MDHHS) Cash Settlement
		Through 9/30	After 9/30 Prior to Settlement	Total	
a. CMH Operations	1,626,054	1,626,054		1,626,054	-
b. Intentionally left blank				-	-
c. Total Current FY GF Authorization / Cash Received / Cash Settlement	\$ 1,626,054	\$ 1,626,054	\$ -	\$ 1,626,054	\$ -

2. Current Year - General Fund Carry-Forward - Maximum	Contract Authorization	Maximum C/F
a. CMH Operations	1,626,054	
b. Total Current Year Maximum Carry-Forward	\$ 1,626,054	\$ 81,303

3. Prior Year - General Fund Carry-Forward	FY	If balance of Prior Year GF Carry-Forward is not zero, balance must be explained
a. Prior Year GF Carry-Forward Earned		
b. Prior Year GF Carry-Forward (FSR B 123)	-	
c. Balance of Prior Year General Fund Carry-Forward	\$ -	

4. Categorical - Categories	Authorization	Expenditures	Lapse	Cost Above Authorizations
a. Other Funding - Please explain			-	-
b. Other Funding - Please explain			-	-
c. Other Funding - Please explain			-	-
d. Totals	\$ -	\$ -	\$ -	\$ -

5. Narrative: Both CRCS and Contract Settlement Worksheet

SPECIAL FUND ACCOUNT
For Recipient Fees and Third-Party Reimbursement
 As Added to Mental Health Code per PA 423, 1980

CMHSP: Bay-Arenac Behavioral Health Authority
FISCAL YEAR: FY 24 / 25
SUBMISSION TYPE: YE Final
SUBMISSION DATE: 2/17/2026

Part A: Mental Health Code (MHC) 330.1311 - County Funding Level		EXAMINATION ADJUSTMENTS	EXAMINED TOTAL
1. County Funding - 1979/1980	\$ 160,743		\$ 160,743
2. County Funding - Current Fiscal Year	\$ 787,054		\$ 787,054

Part B: Mental Health Code (MHC) 330.1226a - Cash Collections Year to Date by Service Category and Source						EXAMINATION ADJUSTMENTS	EXAMINED TOTAL
Service Category	(1) Individuals Relatives	(2) Insurers Including Medicare	(3) Medicaid Health Plan Organizations	(4) Total			
1. Inpatient Services				\$ -		\$ -	
2. Residential Services				\$ -		\$ -	
3. Community Living Services				\$ -		\$ -	
4. Outpatient Services	\$ 17,513	\$ 369,038		\$ 386,551		\$ 386,551	
5. Total	\$ 17,513	\$ 369,038	\$ -	\$ 386,551	\$ -	\$ 386,551	

Part C: Mental Health Code (MHC) 330.1226a - Cash Collections Quarterly Summary		EXAMINATION ADJUSTMENTS	EXAMINED TOTALS
1. First Quarter	\$ 84,619		\$ 84,619
2. Second Quarter	\$ 44,499		\$ 44,499
3. Third Quarter	\$ 103,475		\$ 103,475
4. Fourth Quarter	\$ 153,958		\$ 153,958
5. Total	\$ 386,551	\$ -	\$ 386,551

Explanation of Accrual and Examination Adjustments

**MDHHS/CMHSP MANAGED MENTAL HEALTH SUPPORTS AND SERVICES CONTRACT (GF)
CERTIFICATION OF MDHHS CONTRACT ATTACHMENTS C.6.5.1.1 & Schedule E REPORT SUBMISSIONS**

CMHSP:	Bay-Arenac Behavioral Health Author	FISCAL YEAR:	FY 24 / 25
		SUBMISSION TYPE:	YE Final
		SUBMISSION DATE:	2/17/2026

An "X" in the appropriate box in the section(s) below identifies the reports covered by this certification.

General Fund - Non Medicaid Reports	"X"	Contact		
		Name	Telephone #	Email Address
Special Fund Account - Section 226a	X	Marci Rozek	989-895-2228	mrozek@babha.org
Financial Status Report (FSR) - All Non-Medicaid	X	Marci Rozek	989-895-2228	mrozek@babha.org
Financial Status Report (FSR) - All Non-Medicaid Supplemental	X	Marci Rozek	989-895-2228	mrozek@babha.org
Contract Reconciliation and Cash Settlement	X	Marci Rozek	989-895-2228	mrozek@babha.org
Contract Settlement Worksheet	X	Marci Rozek	989-895-2228	mrozek@babha.org
Year End Accrual Schedule				

Medicaid Reports	"X"	Contact		
		Name	Telephone #	Email Address
Financial Status Report (FSR) - Medicaid				
Financial Status Report (FSR) - Healthy Michigan				
Financial Status Report (FSR) - CCBHC				
Financial Status Report (FSR) - CCBHC Supplemental				
Financial Status Report (FSR) - Health Homes				
Financial Status Report (FSR) - Opioid Health Homes				
Financial Status Report (FSR) - MI Health Link				
RES Fund Balance				
Internal Service Fund (ISF)				
Shared Risk Calculation & Risk Financing				
Contract Reconciliation and Cash Settlement				
Contract Settlement Worksheet				
Year End Accrual Schedule				

CERTIFICATION

The name below is authorized to certify on behalf of the CMHSP or PIHP that this is an accurate statement of revenues / expenditures for the reporting period. Appropriate documentation is available and will be maintained for the required period to support the revenues and expenditures reported.

Contact Information

Name & Title	Date	Telephone #	Email Address
Marci Rozek, Chief Financial Officer	February 17, 2026	989-895-2228	mrozek@babha.org

**MDHHS/CMHSP MANAGED MENTAL HEALTH SUPPORTS AND SERVICES CONTRACT (GF)
FINANCIAL STATUS REPORT BUNDLE**

CMHSP:	Bay-Arenac Behavioral Health Auth	FISCAL YEAR:	FY 24 / 25
		SUBMISSION TYPE:	YE Final
		SUBMISSION DATE:	2/17/2026

The "Additional Narrative" tab of the FSR Bundle should be utilized to provide additional narrative explanation regarding any entry or activity where additional information would be beneficial when the narrative section of the individual form was not sufficient.

Column Instructions:	
FORM (FSR Bundle Tab):	Select the appropriate Form (FSR Bundle Tab) from the drop down menu.
Row Reference:	Enter the row reference that the additional narrative refers to.
Narrative:	Enter narrative explanation regarding any entry or activity where additional information would be beneficial.

FORM (FSR Bundle Tab)	Row Reference	Narrative
SELECT		

FORM (FSR Bundle Tab)	Row Reference	Narrative
SELECT		

FORM (FSR Bundle Tab)	Row Reference	Narrative
SELECT		

FORM (FSR Bundle Tab)	Row Reference	Narrative
SELECT		

FORM (FSR Bundle Tab)	Row Reference	Narrative
SELECT		